

**General Information**

**Financial Information**

**Service Consumption**

52,410 Annual Unlinked Trips (UPT)

**Service Supplied**

61,511 Annual Vehicle Revenue Miles (VRM)

4,699 Annual Vehicle Revenue Hours (VRH)

**Summary of Operating Expenses (OE)**

\$483,773 Total Operating Expenses

**Database Information**

NTDID: 9R02-91032

Reporter Type: Rural General Public Transit

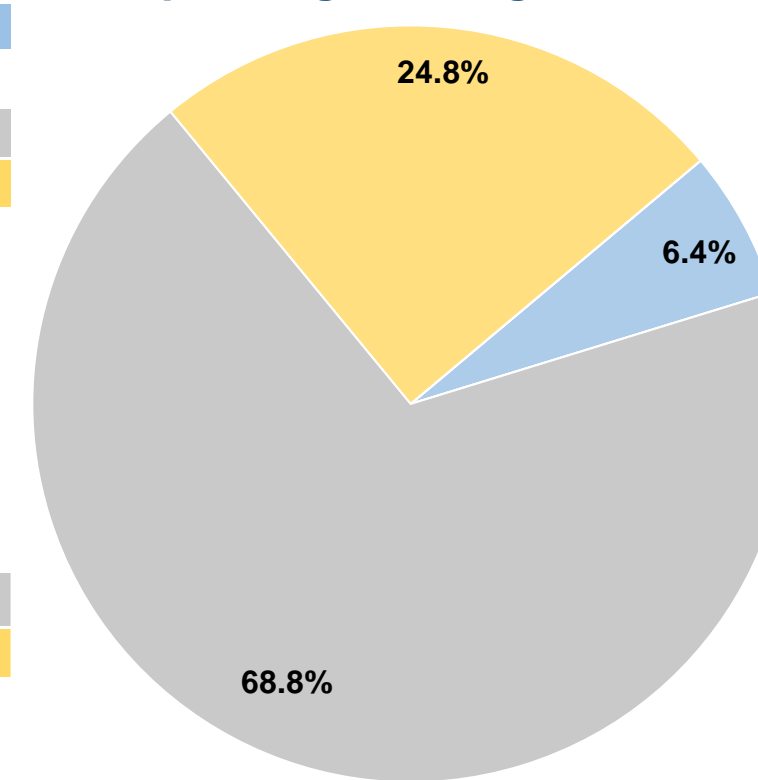
**Sources of Operating Funds Expended**

Fare Revenues	\$30,773	6.4%
Local Funds	\$0	0.0%
State Funds	\$332,837	68.8%
Federal Assistance	\$120,163	24.8%
Other Funds	\$0	0.0%
<b>Total Operating Funds Expended</b>	<b>\$483,773</b>	<b>100.0%</b>

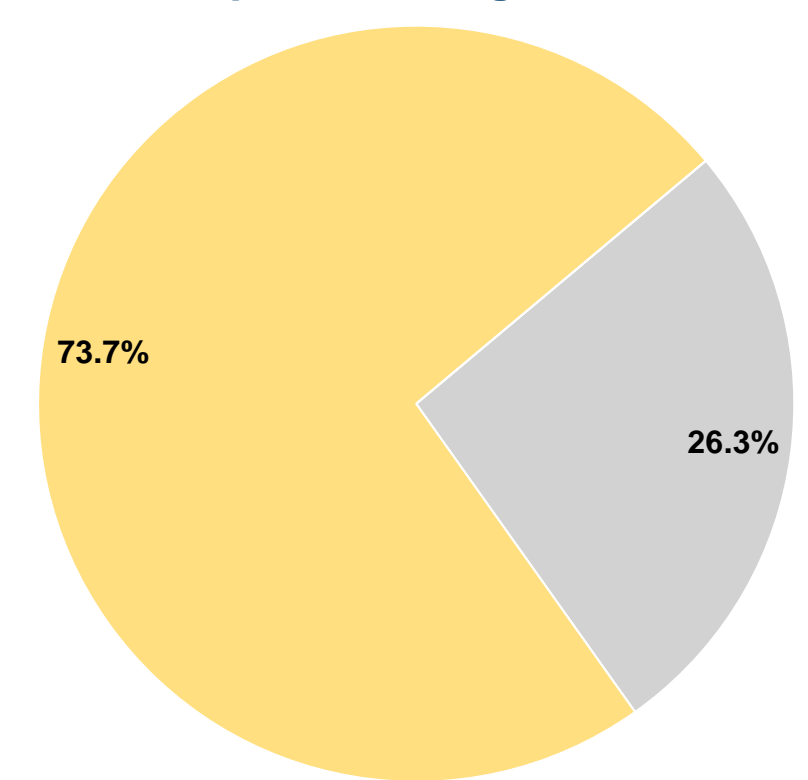
**Sources of Capital Funds Expended**

Fare Revenues	\$0	0.0%
Local Funds	\$0	0.0%
State Funds	\$33,429	26.3%
Federal Assistance	\$93,762	73.7%
Other Funds	\$0	0.0%
<b>Total Capital Funds Expended</b>	<b>\$127,191</b>	<b>100.0%</b>

**Operating Funding Sources**



**Capital Funding Sources**



**Modal Characteristics**

**Operation Characteristics**

**Vehicles Operated at Maximum Service**

Mode	Directly Operated	Purchased Transportation	Operating Expenses	Fare Revenues	Uses of Capital Funds	Annual Unlinked Trips	Annual Vehicle Revenue Miles	Annual Vehicle Revenue Hours
Bus	4	-	\$483,773	\$30,773	\$127,191	52,410	61,511	4,699
<b>Total</b>	<b>4</b>	<b>-</b>	<b>\$483,773</b>	<b>\$30,773</b>	<b>\$127,191</b>	<b>52,410</b>	<b>61,511</b>	<b>4,699</b>

**Performance Measures**


**Service Efficiency**

Mode	Operating Expenses per Vehicle Revenue Mile	Operating Expenses per Vehicle Revenue Hour
Bus	\$7.86	\$102.95
<b>Total</b>	<b>\$7.86</b>	<b>\$102.95</b>

**Service Effectiveness**

Mode	Operating Expenses per Unlinked Passenger Trip	Unlinked Trips per Vehicle Revenue Mile	Unlinked Trips per Vehicle Revenue Hour
Bus	\$9.23	0.9	11.2
<b>Total</b>	<b>\$9.23</b>	<b>0.9</b>	<b>11.2</b>

Operating Expense per Vehicle Revenue Mile: Agency Total



Unlinked Passenger Trips per Vehicle Revenue Mile: Agency Total

