

**General Information**

**Financial Information**

**Service Consumption**

28,223 Annual Unlinked Trips (UPT)

**Service Supplied**

176,034 Annual Vehicle Revenue Miles (VRM)

13,778 Annual Vehicle Revenue Hours (VRH)

**Summary of Operating Expenses (OE)**

\$728,728 Total Operating Expenses

**Database Information**

NTDID: 9R02-91040

Reporter Type: Rural General Public Transit

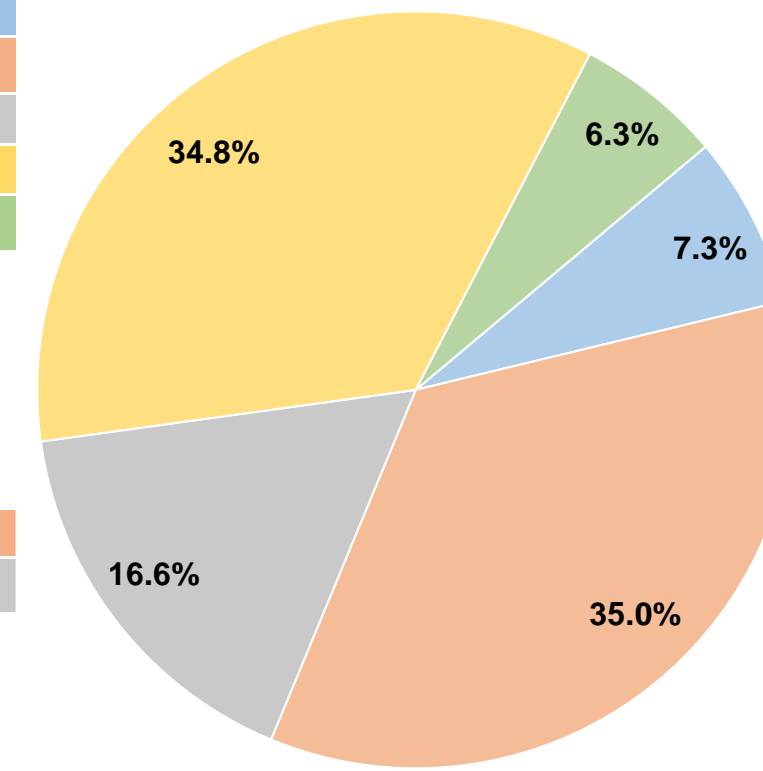
**Sources of Operating Funds Expended**

Fare Revenues	\$53,507	7.3%
Local Funds	\$255,161	35.0%
State Funds	\$120,784	16.6%
Federal Assistance	\$253,547	34.8%
Other Funds	\$45,729	6.3%
<b>Total Operating Funds Expended</b>	<b>\$728,728</b>	<b>100.0%</b>

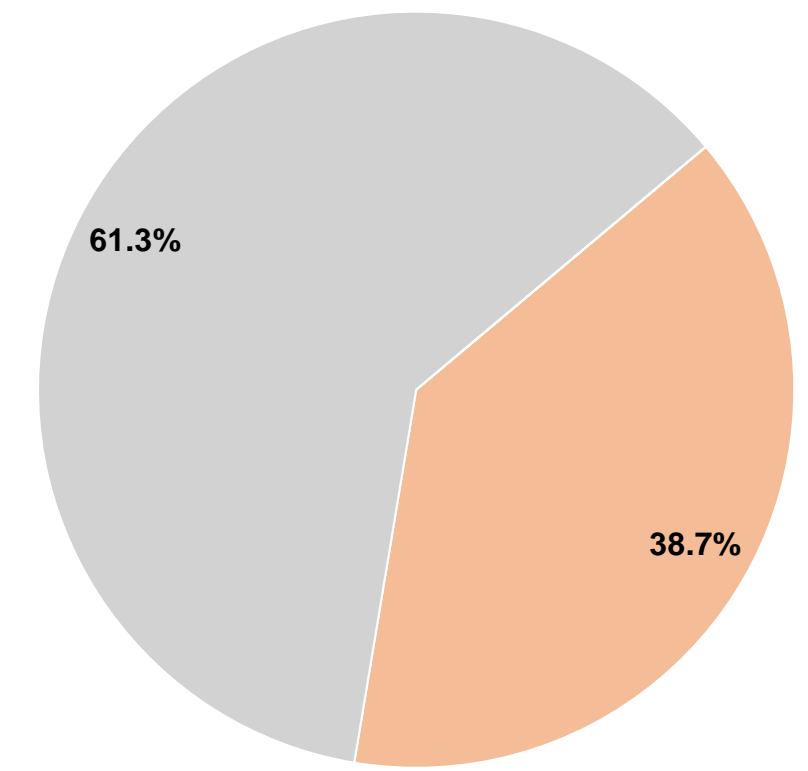
**Sources of Capital Funds Expended**

Fare Revenues	\$0	0.0%
Local Funds	\$53,899	38.7%
State Funds	\$85,263	61.3%
Federal Assistance	\$0	0.0%
Other Funds	\$0	0.0%
<b>Total Capital Funds Expended</b>	<b>\$139,162</b>	<b>100.0%</b>

**Operating Funding Sources**



**Capital Funding Sources**



**Modal Characteristics**

**Operation Characteristics**

**Vehicles Operated at Maximum Service**

Mode	Directly Operated	Purchased Transportation	Operating Expenses	Fare Revenues	Uses of Capital Funds	Annual Unlinked Trips	Annual Vehicle Revenue Miles	Annual Vehicle Revenue Hours
Demand Response	2	-	\$459,099	\$0	\$139,162	12,087	14,336	1,779
Bus	4	-	\$269,629	\$53,507	\$0	16,136	161,698	11,999
<b>Total</b>	<b>6</b>	<b>-</b>	<b>\$728,728</b>	<b>\$53,507</b>	<b>\$139,162</b>	<b>28,223</b>	<b>176,034</b>	<b>13,778</b>

**Performance Measures**


**Service Efficiency**

Mode	Operating Expenses per Vehicle Revenue Mile	Operating Expenses per Vehicle Revenue Hour
Demand Response	\$32.02	\$258.07
Bus	\$1.67	\$22.47
<b>Total</b>	<b>\$4.14</b>	<b>\$52.89</b>

**Service Effectiveness**

Mode	Operating Expenses per Unlinked Passenger Trip	Unlinked Trips per Vehicle Revenue Mile	Unlinked Trips per Vehicle Revenue Hour
Demand Response	\$37.98	0.8	6.8
Bus	\$16.71	0.1	1.3
<b>Total</b>	<b>\$25.82</b>	<b>0.2</b>	<b>2.0</b>

Operating Expense per Vehicle Revenue Mile: Agency Total



Unlinked Passenger Trips per Vehicle Revenue Mile: Agency Total

