

Tuolumne County Transit (TCT, TCTA)

2014 Annual Agency Profile

General Information

Financial Information

Service Consumption

108,965 Annual Unlinked Trips (UPT)

Service Supplied

326,117 Annual Vehicle Revenue Miles (VRM)

21,949 Annual Vehicle Revenue Hours (VRH)

Summary of Operating Expenses (OE)

\$1,689,315 Total Operating Expenses

Database Information

NTDID: 9R02-91057

Reporter Type: Rural General Public Transit

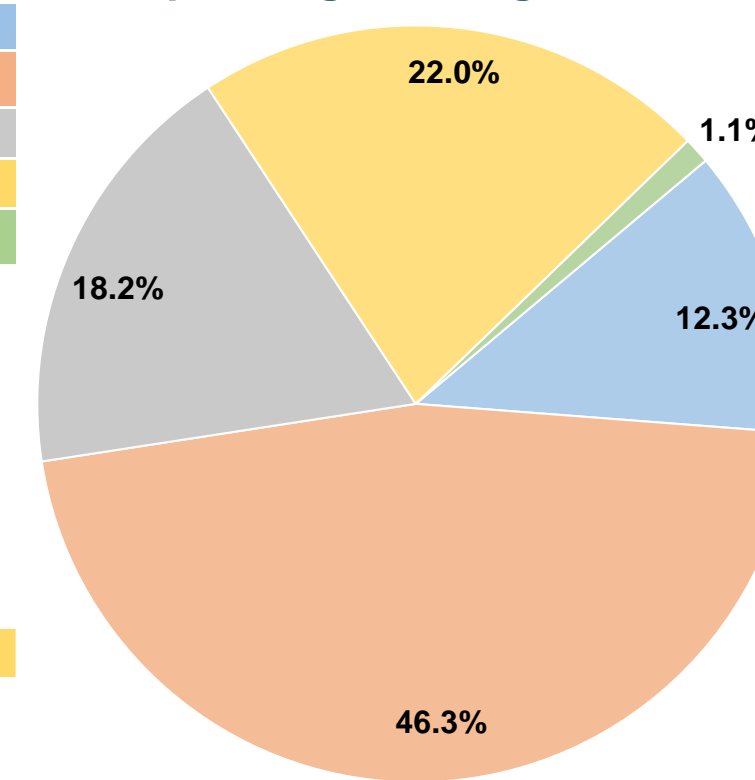
Sources of Operating Funds Expended

Fare Revenues	\$208,257	12.3%
Local Funds	\$782,982	46.3%
State Funds	\$307,152	18.2%
Federal Assistance	\$372,033	22.0%
Other Funds	\$18,890	1.1%
Total Operating Funds Expended	\$1,689,314	100.0%

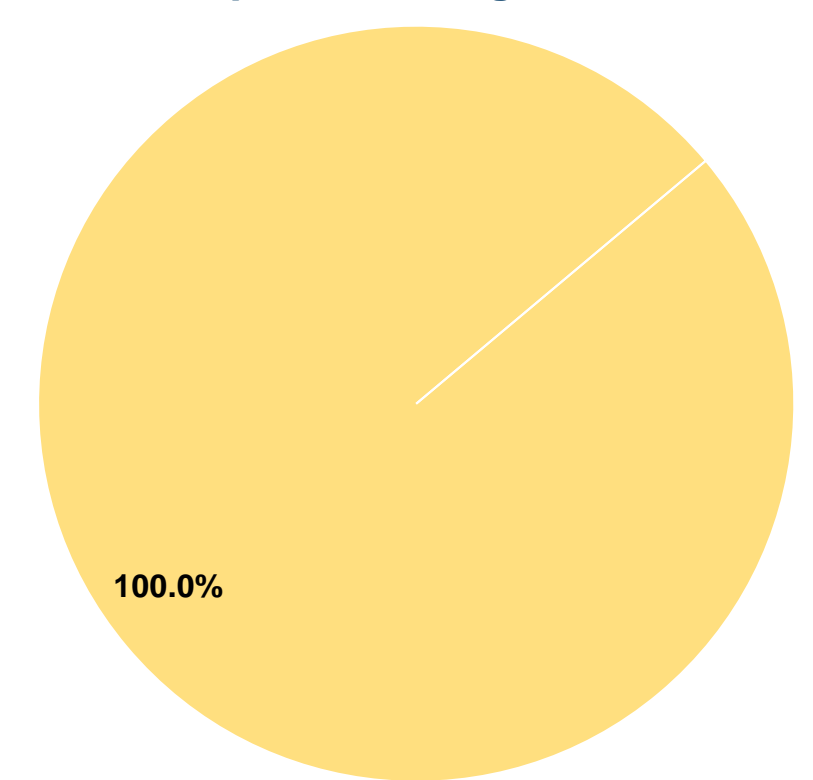
Sources of Capital Funds Expended

Fare Revenues	\$0	0.0%
Local Funds	\$0	0.0%
State Funds	\$0	0.0%
Federal Assistance	\$185,211	100.0%
Other Funds	\$0	0.0%
Total Capital Funds Expended	\$185,211	100.0%

Operating Funding Sources



Capital Funding Sources



Modal Characteristics

Operation Characteristics

Vehicles Operated at Maximum Service

Mode	Directly Operated	Purchased Transportation	Operating Expenses	Fare Revenues	Uses of Capital Funds	Annual Unlinked Trips	Annual Vehicle Revenue Miles	Annual Vehicle Revenue Hours
Demand Response	4	-	\$719,814	\$0	\$0	33,453	141,781	9,156
Bus	3	-	\$969,501	\$208,257	\$185,211	75,512	184,336	12,793
Total	7	-	\$1,689,315	\$208,257	\$185,211	108,965	326,117	21,949

Performance Measures


Service Efficiency

Mode	Operating Expenses per Vehicle Revenue Mile	Operating Expenses per Vehicle Revenue Hour
Demand Response	\$5.08	\$78.62
Bus	\$5.26	\$75.78
Total	\$5.18	\$76.97

Service Effectiveness

Mode	Operating Expenses per Unlinked Passenger Trip	Unlinked Trips per Vehicle Revenue Mile	Unlinked Trips per Vehicle Revenue Hour
Demand Response	\$21.52	0.2	3.7
Bus	\$12.84	0.4	5.9
Total	\$15.50	0.3	5.0

Operating Expense per Vehicle Revenue Mile: Agency Total



Unlinked Passenger Trips per Vehicle Revenue Mile: Agency Total

