

**General Information**

**Financial Information**

**Service Consumption**

617,412 Annual Unlinked Trips (UPT)

**Service Supplied**

2,133,691 Annual Vehicle Revenue Miles (VRM)  
 88,557 Annual Vehicle Revenue Hours (VRH)

**Summary of Operating Expenses (OE)**

\$8,828,005 Total Operating Expenses

**Database Information**

NTDID: 9R02-91059

Reporter Type: Rural General Public Transit

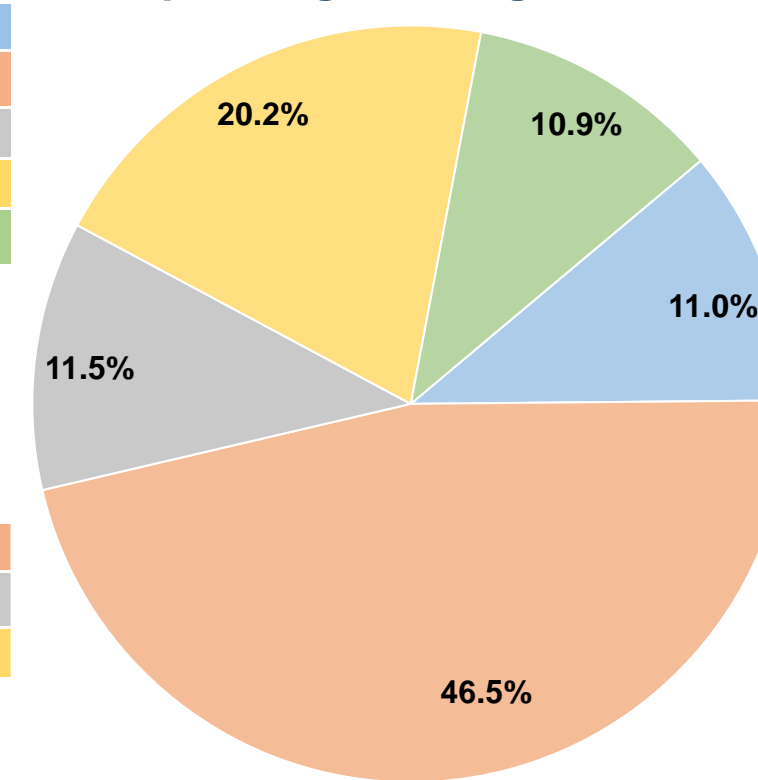
**Sources of Operating Funds Expended**

Fare Revenues	\$968,147	11.0%
Local Funds	\$4,103,657	46.5%
State Funds	\$1,014,098	11.5%
Federal Assistance	\$1,778,924	20.2%
Other Funds	\$963,179	10.9%
<b>Total Operating Funds Expended</b>	<b>\$8,828,005</b>	<b>100.0%</b>

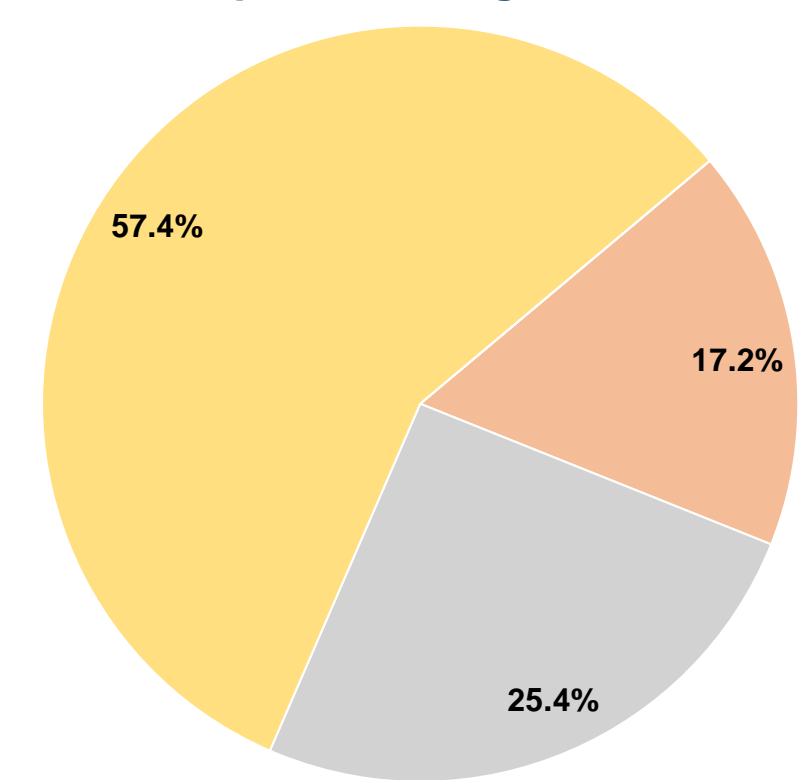
**Sources of Capital Funds Expended**

Fare Revenues	\$0	0.0%
Local Funds	\$301,221	17.2%
State Funds	\$446,186	25.4%
Federal Assistance	\$1,006,254	57.4%
Other Funds	\$0	0.0%
<b>Total Capital Funds Expended</b>	<b>\$1,753,661</b>	<b>100.0%</b>

**Operating Funding Sources**



**Capital Funding Sources**



**Modal Characteristics**

**Operation Characteristics**

**Vehicles Operated at Maximum Service**

Mode	Directly Operated	Purchased Transportation	Operating Expenses	Fare Revenues	Uses of Capital Funds	Annual Unlinked Trips	Annual Vehicle Revenue Miles	Annual Vehicle Revenue Hours
Commuter Bus	27	-	\$7,228,635	\$0	\$1,438,002	522,729	1,747,130	57,739
Demand Response	11	-	\$1,599,370	\$968,147	\$315,659	94,683	386,561	30,818
<b>Total</b>	<b>38</b>	<b>-</b>	<b>\$8,828,005</b>	<b>\$968,147</b>	<b>\$1,753,661</b>	<b>617,412</b>	<b>2,133,691</b>	<b>88,557</b>

**Performance Measures**


**Service Efficiency**

Mode	Operating Expenses per Vehicle Revenue Mile	Operating Expenses per Vehicle Revenue Hour
Commuter Bus	\$4.14	\$125.20
Demand Response	\$4.14	\$51.90
<b>Total</b>	<b>\$4.14</b>	<b>\$99.69</b>

**Service Effectiveness**

Mode	Operating Expenses per Unlinked Passenger Trip	Unlinked Trips per Vehicle Revenue Mile	Unlinked Trips per Vehicle Revenue Hour
Commuter Bus	\$13.83	0.3	9.1
Demand Response	\$16.89	0.2	3.1
<b>Total</b>	<b>\$14.30</b>	<b>0.3</b>	<b>7.0</b>

Operating Expense per Vehicle Revenue Mile: Agency Total



Unlinked Passenger Trips per Vehicle Revenue Mile: Agency Total

