

## General Information

## Financial Information

### Service Consumption

15,802 Annual Unlinked Trips (UPT)

### Service Supplied

57,028 Annual Vehicle Revenue Miles (VRM)

3,277 Annual Vehicle Revenue Hours (VRH)

### Summary of Operating Expenses (OE)

\$336,722 Total Operating Expenses

### Database Information

NTDID: 9R02-91071

Reporter Type: Rural General Public Transit

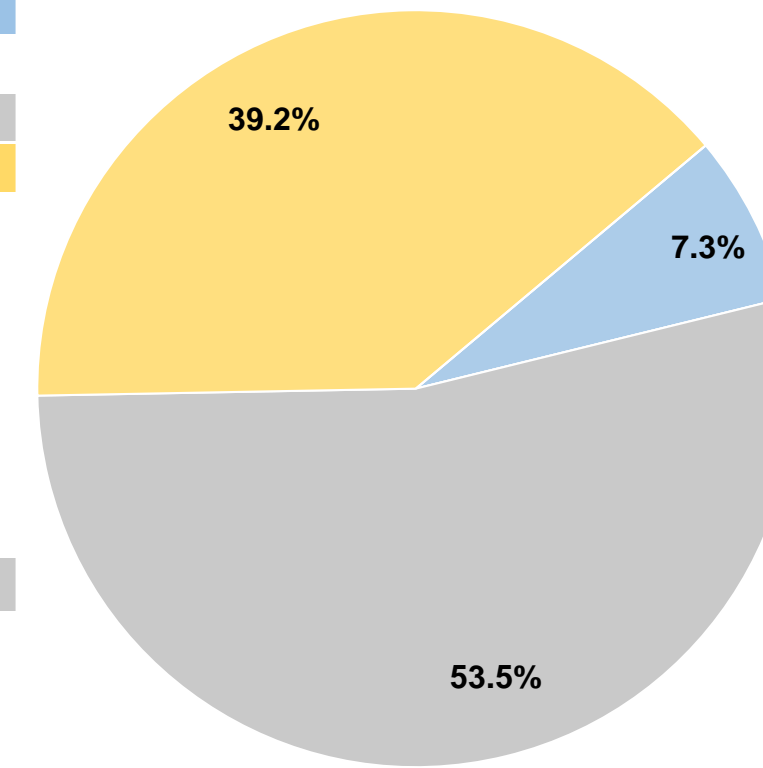
### Sources of Operating Funds Expended

Fare Revenues	\$24,515	7.3%
Local Funds	\$0	0.0%
State Funds	\$180,272	53.5%
Federal Assistance	\$131,935	39.2%
Other Funds	\$0	0.0%
<b>Total Operating Funds Expended</b>	<b>\$336,722</b>	<b>100.0%</b>

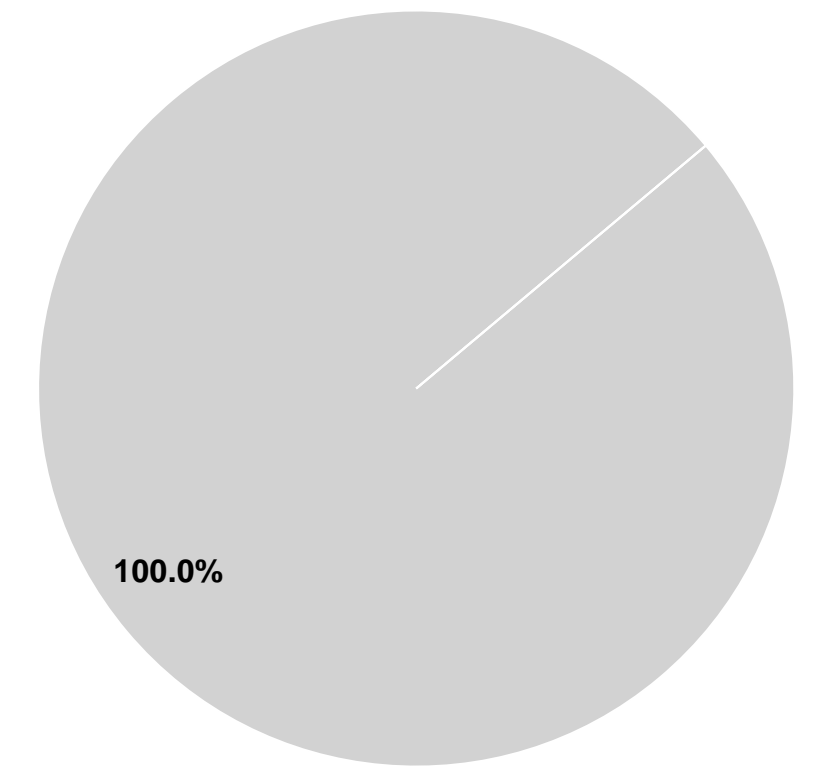
### Sources of Capital Funds Expended

Fare Revenues	\$0	0.0%
Local Funds	\$0	0.0%
State Funds	\$16,268	100.0%
Federal Assistance	\$0	0.0%
Other Funds	\$0	0.0%
<b>Total Capital Funds Expended</b>	<b>\$16,268</b>	<b>100.0%</b>

### Operating Funding Sources



### Capital Funding Sources



## Modal Characteristics

### Operation Characteristics

#### Vehicles Operated at Maximum Service

Mode	Directly Operated	Purchased Transportation	Operating Expenses	Fare Revenues	Uses of Capital Funds	Annual Unlinked Trips	Annual Vehicle Revenue Miles	Annual Vehicle Revenue Hours
Demand Response	2	-	\$263,277	\$24,515	\$0	13,962	30,134	2,455
Bus	1	-	\$73,445	\$0	\$16,268	1,840	26,894	822
<b>Total</b>	<b>3</b>	<b>-</b>	<b>\$336,722</b>	<b>\$24,515</b>	<b>\$16,268</b>	<b>15,802</b>	<b>57,028</b>	<b>3,277</b>

### Performance Measures

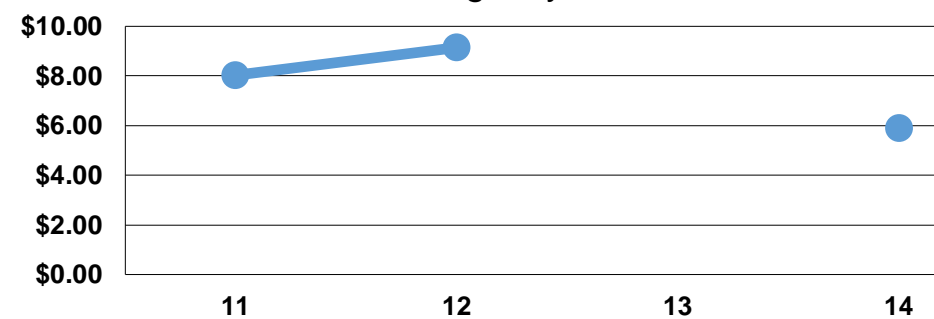
#### Service Efficiency

Mode	Operating Expenses per Vehicle Revenue Mile	Operating Expenses per Vehicle Revenue Hour
Demand Response	\$8.74	\$107.24
Bus	\$2.73	\$89.35
<b>Total</b>	<b>\$5.90</b>	<b>\$102.75</b>

#### Service Effectiveness

Mode	Operating Expenses per Unlinked Passenger Trip	Unlinked Trips per Vehicle Revenue Mile	Unlinked Trips per Vehicle Revenue Hour
Demand Response	\$18.86	0.5	5.7
Bus	\$39.92	0.1	2.2
<b>Total</b>	<b>\$21.31</b>	<b>0.3</b>	<b>4.8</b>

Operating Expense per Vehicle Revenue Mile: Agency Total



Unlinked Passenger Trips per Vehicle Revenue Mile: Agency Total

