

## General Information

## Financial Information

### Service Consumption

3,325 Annual Unlinked Trips (UPT)

### Service Supplied

38,490 Annual Vehicle Revenue Miles (VRM)

2,374 Annual Vehicle Revenue Hours (VRH)

### Summary of Operating Expenses (OE)

\$162,851 Total Operating Expenses

### Database Information

NTDID: 9R02-91078

Reporter Type: Rural General Public Transit

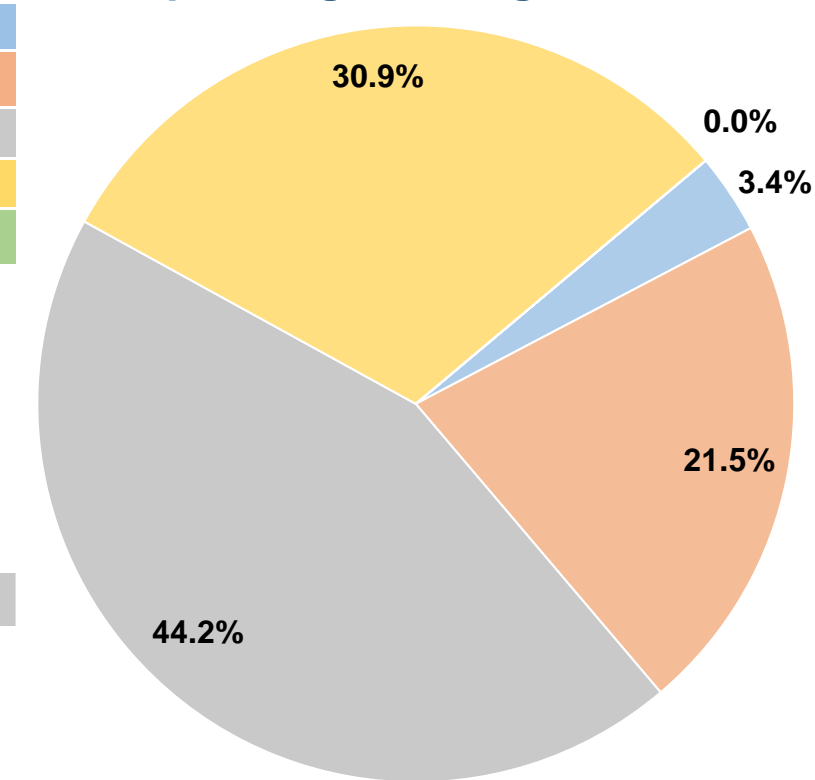
### Sources of Operating Funds Expended

Fare Revenues	\$5,566	3.4%
Local Funds	\$35,000	21.5%
State Funds	\$71,990	44.2%
Federal Assistance	\$50,289	30.9%
Other Funds	\$6	0.0%
<b>Total Operating Funds Expended</b>	<b>\$162,851</b>	<b>100.0%</b>

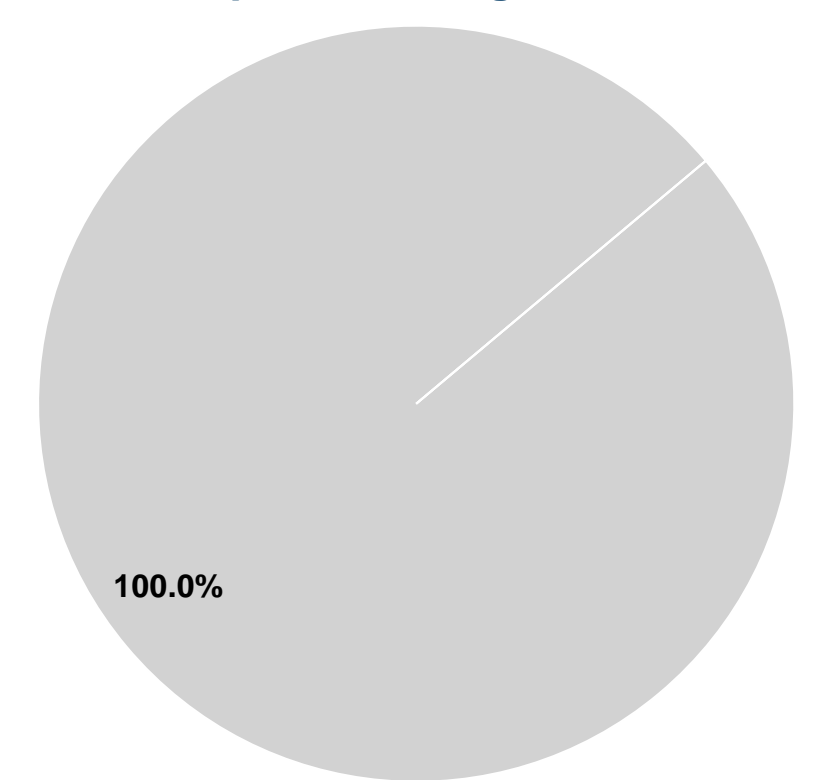
### Sources of Capital Funds Expended

Fare Revenues	\$0	0.0%
Local Funds	\$0	0.0%
State Funds	\$103,858	100.0%
Federal Assistance	\$0	0.0%
Other Funds	\$0	0.0%
<b>Total Capital Funds Expended</b>	<b>\$103,858</b>	<b>100.0%</b>

### Operating Funding Sources



### Capital Funding Sources



## Modal Characteristics

### Operation Characteristics

#### Vehicles Operated at Maximum Service

Mode	Directly Operated	Purchased Transportation	Operating Expenses	Fare Revenues	Uses of Capital Funds	Annual Unlinked Trips	Annual Vehicle Revenue Miles	Annual Vehicle Revenue Hours
Demand Response	1	-	\$53,741	\$0	\$0	1,711	2,571	776
Bus	1	-	\$109,110	\$5,566	\$103,858	1,614	35,919	1,598
<b>Total</b>	<b>2</b>	<b>-</b>	<b>\$162,851</b>	<b>\$5,566</b>	<b>\$103,858</b>	<b>3,325</b>	<b>38,490</b>	<b>2,374</b>

### Performance Measures


#### Service Efficiency

Mode	Operating Expenses per Vehicle Revenue Mile	Operating Expenses per Vehicle Revenue Hour
Demand Response	\$20.90	\$69.25
Bus	\$3.04	\$68.28
<b>Total</b>	<b>\$4.23</b>	<b>\$68.60</b>

#### Service Effectiveness

Mode	Operating Expenses per Unlinked Passenger Trip	Unlinked Trips per Vehicle Revenue Mile	Unlinked Trips per Vehicle Revenue Hour
Demand Response	\$31.41	0.7	2.2
Bus	\$67.60	0.0	1.0
<b>Total</b>	<b>\$48.98</b>	<b>0.1</b>	<b>1.4</b>

Operating Expense per Vehicle Revenue Mile: Agency Total



Unlinked Passenger Trips per Vehicle Revenue Mile: Agency Total

