

# City of Shafter (Shafter Dial-A-Ride)

2014 Annual Agency Profile

## General Information

### Service Consumption

29,764 Annual Unlinked Trips (UPT)

### Service Supplied

51,422 Annual Vehicle Revenue Miles (VRM)

2,905 Annual Vehicle Revenue Hours (VRH)

### Summary of Operating Expenses (OE)

\$272,567 Total Operating Expenses

### Database Information

NTDID: 9R02-91120

Reporter Type: Rural General Public Transit

## Financial Information

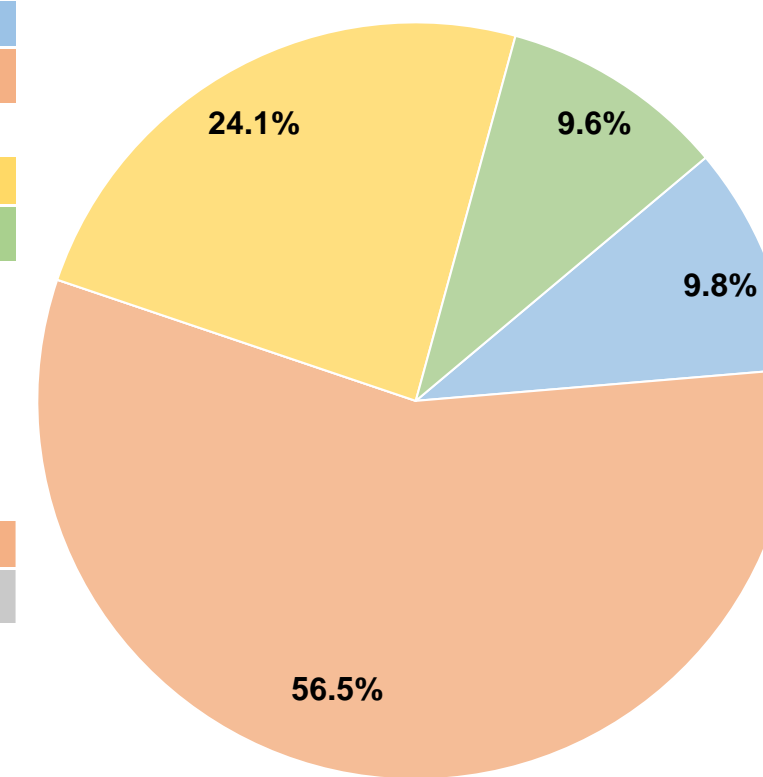
### Sources of Operating Funds Expended

Fare Revenues	\$26,649	9.8%
Local Funds	\$154,053	56.5%
State Funds	\$0	0.0%
Federal Assistance	\$65,582	24.1%
Other Funds	\$26,283	9.6%
<b>Total Operating Funds Expended</b>	<b>\$272,567</b>	<b>100.0%</b>

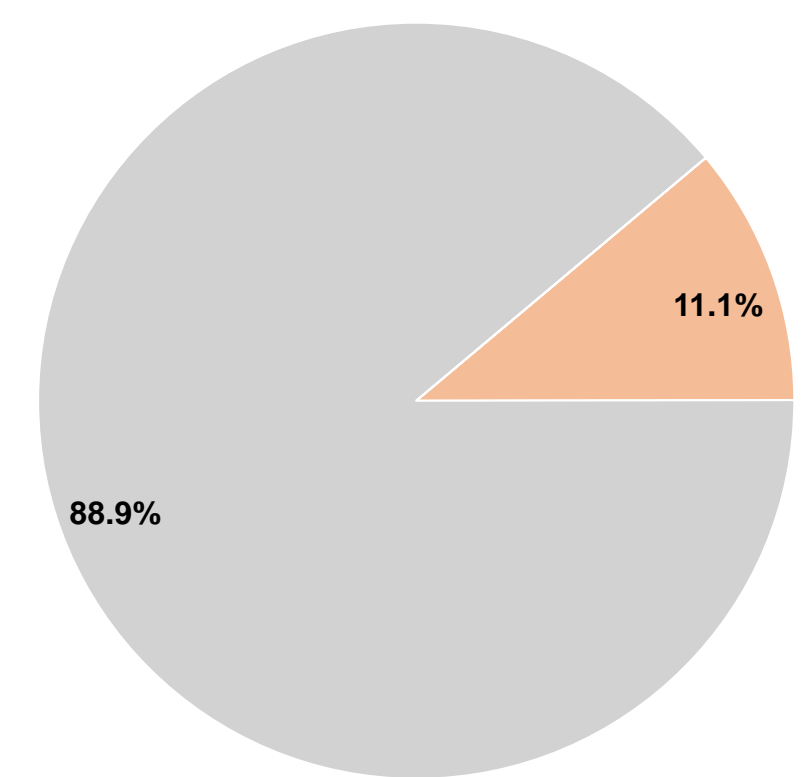
### Sources of Capital Funds Expended

Fare Revenues	\$0	0.0%
Local Funds	\$1,542	11.1%
State Funds	\$12,369	88.9%
Federal Assistance	\$0	0.0%
Other Funds	\$0	0.0%
<b>Total Capital Funds Expended</b>	<b>\$13,911</b>	<b>100.0%</b>

### Operating Funding Sources



### Capital Funding Sources



## Modal Characteristics

### Operation Characteristics

#### Vehicles Operated at Maximum Service

Mode	Directly Operated	Purchased Transportation	Operating Expenses	Fare Revenues	Uses of Capital Funds	Annual Unlinked Trips	Annual Vehicle Revenue Miles	Annual Vehicle Revenue Hours
Demand Response	2	-	\$272,567	\$26,649	\$13,911	29,764	51,422	2,905
<b>Total</b>	<b>2</b>	<b>-</b>	<b>\$272,567</b>	<b>\$26,649</b>	<b>\$13,911</b>	<b>29,764</b>	<b>51,422</b>	<b>2,905</b>

### Performance Measures

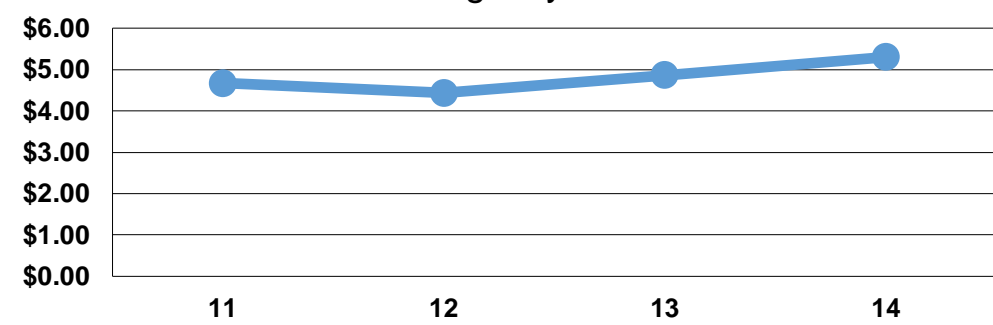
#### Service Efficiency

Mode	Operating Expenses per Vehicle Revenue Mile	Operating Expenses per Vehicle Revenue Hour
Demand Response	\$5.30	\$93.83
<b>Total</b>	<b>\$5.30</b>	<b>\$93.83</b>

#### Service Effectiveness

Mode	Operating Expenses per Unlinked Passenger Trip	Unlinked Trips per Vehicle Revenue Mile	Unlinked Trips per Vehicle Revenue Hour
Demand Response	\$9.16	0.6	10.2
<b>Total</b>	<b>\$9.16</b>	<b>0.6</b>	<b>10.2</b>

Operating Expense per Vehicle Revenue Mile: Agency Total



Unlinked Passenger Trips per Vehicle Revenue Mile: Agency Total

