

General Information

Service Consumption

1,080,786 Annual Unlinked Trips (UPT)

Service Supplied

3,660,684 Annual Vehicle Revenue Miles (VRM)

125,446 Annual Vehicle Revenue Hours (VRH)

Summary of Operating Expenses (OE)

\$7,910,105 Total Operating Expenses

Database Information

NTDID: 9R03-91080

Reporter Type: Rural General Public Transit

Financial Information

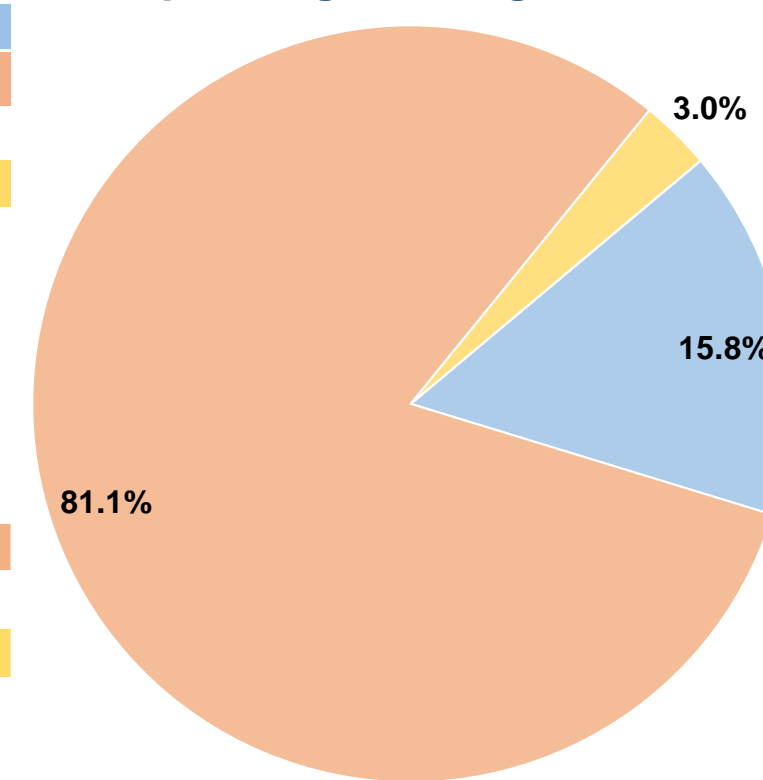
Sources of Operating Funds Expended

Fare Revenues	\$1,253,244	15.8%
Local Funds	\$6,417,699	81.1%
State Funds	\$0	0.0%
Federal Assistance	\$239,162	3.0%
Other Funds	\$0	0.0%
Total Operating Funds Expended	\$7,910,105	100.0%

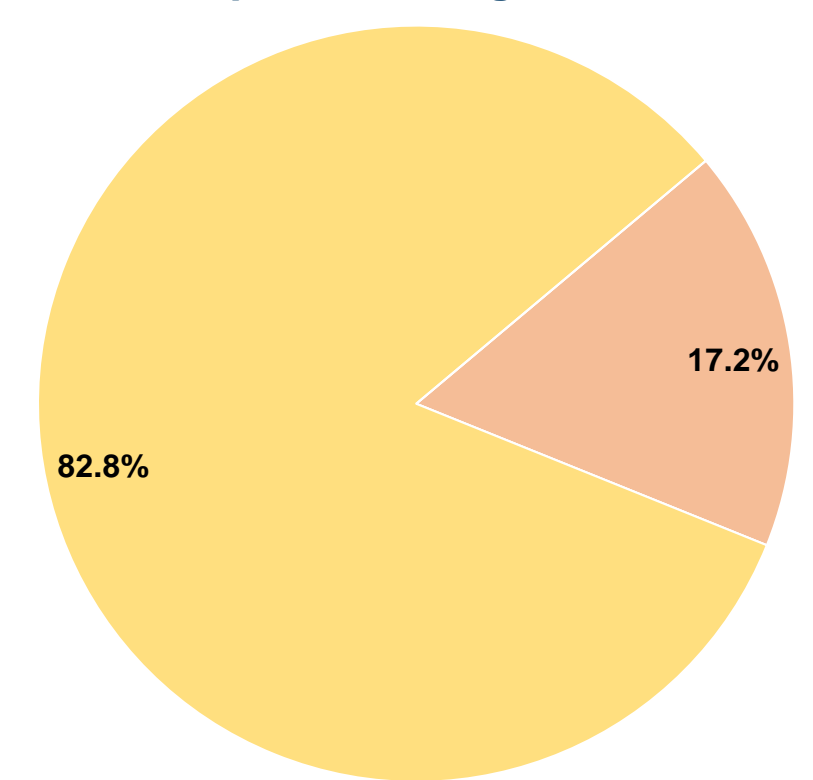
Sources of Capital Funds Expended

Fare Revenues	\$0	0.0%
Local Funds	\$219,752	17.2%
State Funds	\$0	0.0%
Federal Assistance	\$1,056,662	82.8%
Other Funds	\$0	0.0%
Total Capital Funds Expended	\$1,276,414	100.0%

Operating Funding Sources



Capital Funding Sources



Modal Characteristics

Operation Characteristics

Vehicles Operated at Maximum Service

Mode	Directly Operated	Purchased Transportation	Operating Expenses	Fare Revenues	Uses of Capital Funds	Annual Unlinked Trips	Annual Vehicle Revenue Miles	Annual Vehicle Revenue Hours
Commuter Bus	34	-	\$6,847,105	\$1,253,244	\$1,276,414	920,280	2,909,044	78,496
Demand Response	-	2	\$548,000	\$0	\$0	58,130	429,220	4,464
Demand Response - Taxi	-	18	\$515,000	\$0	\$0	102,376	322,420	42,486
Total	34	20	\$7,910,105	\$1,253,244	\$1,276,414	1,080,786	3,660,684	125,446

Performance Measures


Service Efficiency

Mode	Operating Expenses per Vehicle Revenue Mile	Operating Expenses per Vehicle Revenue Hour
Commuter Bus	\$2.35	\$87.23
Demand Response	\$1.28	\$122.76
Demand Response - Taxi	\$1.60	\$12.12
Total	\$2.16	\$63.06

Service Effectiveness

Mode	Operating Expenses per Unlinked Passenger Trip	Unlinked Trips per Vehicle Revenue Mile	Unlinked Trips per Vehicle Revenue Hour
Commuter Bus	\$7.44	0.3	11.7
Demand Response	\$9.43	0.1	13.0
Demand Response - Taxi	\$5.03	0.3	2.4
Total	\$7.32	0.3	8.6

Operating Expense per Vehicle Revenue Mile: Agency Total



Unlinked Passenger Trips per Vehicle Revenue Mile: Agency Total

