

General Information

Federally Recognized Tribal Statistical Areas
 125 Klamath Reservation, OR

Service Consumption

10,044 Annual Unlinked Trips (UPT)

Service Supplied

177,855 Annual Vehicle Revenue Miles (VRM)
 7,276 Annual Vehicle Revenue Hours (VRH)

Database Information

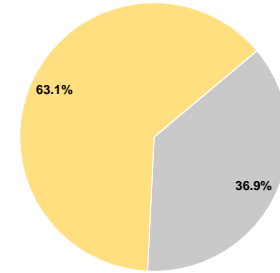
NTDID: 00010
 Reporter Type: Tribal Reporter

Financial Information

Sources of Operating Funds Expended

Fare Revenues	\$0	0.0%
Local Funds	\$0	0.0%
State Funds	\$147,078	36.9%
Federal Assistance	\$251,546	63.1%
Other Funds	\$0	0.0%
Total Operating Funds Expended	\$398,624	100.0%

Operating Funding Sources



Sources of Capital Funds Expended

Fare Revenues	\$0
Local Funds	\$0
State Funds	\$0
Federal Assistance	\$0
Other Funds	\$0
Total Capital Funds Expended	\$0

Modal Characteristics

Operation Characteristics

Vehicles Operated at Maximum Service

Mode	Directly Operated	Purchased Transportation	Operating Expenses	Fare Revenues	Uses of Capital Funds	Annual Unlinked Trips	Annual Vehicle Revenue Miles	Annual Vehicle Revenue Hours	Average Fleet Age in Years ¹
Commuter Bus	2	-	\$235,693	\$0	\$0	7,814	113,233	3,724	4.0
Demand Response	4	-	\$162,931	\$0	\$0	2,230	64,622	3,552	4.4
Total	6	-	\$398,624	\$0	\$0	10,044	177,855	7,276	

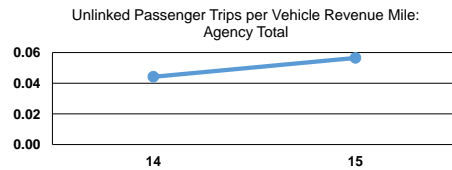
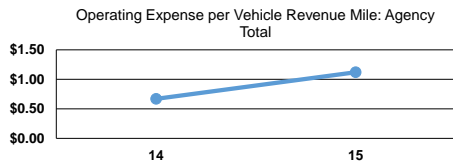
Performance Measures

Service Efficiency

Mode	Operating Expenses per Vehicle Revenue Mile	Operating Expenses per Vehicle Revenue Hour
Commuter Bus	\$2.08	\$63.29
Demand Response	\$2.52	\$45.87
Total	\$2.24	\$54.79

Service Effectiveness

Mode	Operating Expenses per Unlinked Passenger Trip	Unlinked Trips per Vehicle Revenue Mile	Unlinked Trips per Vehicle Revenue Hour
Commuter Bus	\$30.16	0.1	2.1
Demand Response	\$73.06	0.0	0.6
Total	\$39.69	0.1	1.4



Notes:

¹Demand Response - Taxi (DT) and non-dedicated fleets do not report fleet age data.