

General Information

Federally Recognized Tribal Statistical Areas
 618 Sitka ANVSA, AK

Service Consumption

17,903 Annual Unlinked Trips (UPT)

Service Supplied

43,860 Annual Vehicle Revenue Miles (VRM)
 3,315 Annual Vehicle Revenue Hours (VRH)

Database Information

NTDID: 00014
 Reporter Type: Tribal Reporter

Financial Information

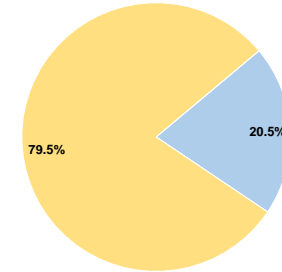
Sources of Operating Funds Expended

Fare Revenues	\$36,703	20.5%
Local Funds	\$0	0.0%
State Funds	\$0	0.0%
Federal Assistance	\$142,077	79.5%
Other Funds	\$0	0.0%
Total Operating Funds Expended	\$178,780	100.0%

Sources of Capital Funds Expended

Fare Revenues	\$0
Local Funds	\$0
State Funds	\$0
Federal Assistance	\$0
Other Funds	\$0
Total Capital Funds Expended	\$0

Operating Funding Sources



Modal Characteristics

Operation Characteristics

Vehicles Operated at Maximum Service

Mode	Directly Operated	Purchased Transportation	Operating Expenses	Fare Revenues	Uses of Capital Funds	Annual Unlinked Trips	Annual Vehicle Revenue Miles	Annual Vehicle Revenue Hours	Average Fleet Age in Years ¹
Bus	1	-	\$178,780	\$36,703	\$0	17,903	43,860	3,315	4.4
Total	1	-	\$178,780	\$36,703	\$0	17,903	43,860	3,315	

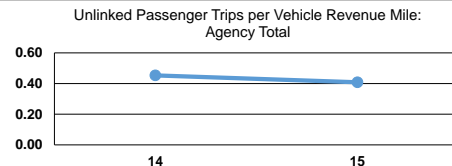
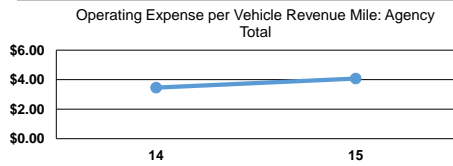
Performance Measures

Service Efficiency

Mode	Operating Expenses per Vehicle Revenue Mile	Operating Expenses per Vehicle Revenue Hour
Bus	\$4.08	\$53.93
Total	\$4.08	\$53.93

Service Effectiveness

Mode	Operating Expenses per Unlinked Passenger Trip	Unlinked Trips per Vehicle Revenue Mile	Unlinked Trips per Vehicle Revenue Hour
Bus	\$9.99	0.4	5.4
Total	\$9.99	0.4	5.4



Notes:

¹Demand Response - Taxi (DT) and non-dedicated fleets do not report fleet age data.

*This agency has a purchased transportation relationship in which they sell service to Center for Community (NTDID: 00320), and in which the data are captured in another report for mode MB/DO.