

General Information

Urbanized Area (UZA) Statistics - 2010 Census

321 Idaho Falls, ID
 45 Square Miles
 90,733 Population
 321 Pop. Rank out of 498 UZAs

Other UZAs Served

0 Idaho Non-UZA

Service Area Statistics

552 Square Miles
 169,747 Population

Service Consumption

86,284 Annual Unlinked Trips (UPT)

Service Supplied

639,460 Annual Vehicle Revenue Miles (VRM)
 40,831 Annual Vehicle Revenue Hours (VRH)

Database Information

NTDID: 00042

Reporter Type: Reduced Reporter

Financial Information

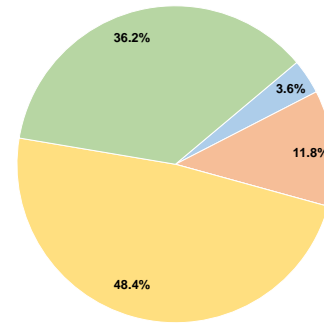
Sources of Operating Funds Expended

Fare Revenues	\$53,172	3.6%
Local Funds	\$177,129	11.8%
State Funds	\$0	0.0%
Federal Assistance	\$723,334	48.4%
Other Funds	\$542,015	36.2%
Total Operating Funds Expended	\$1,495,650	100.0%

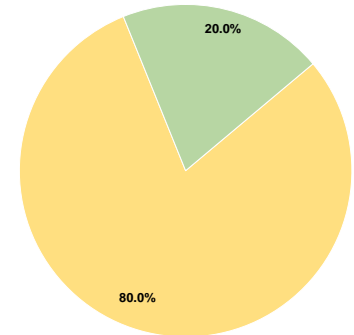
Sources of Capital Funds Expended

Fare Revenues	\$0	0.0%
Local Funds	\$0	0.0%
State Funds	\$0	0.0%
Federal Assistance	\$47,527	80.0%
Other Funds	\$11,882	20.0%
Total Capital Funds Expended	\$59,409	100.0%

Operating Funding Sources



Capital Funding Sources



Modal Characteristics

Operation Characteristics

Vehicles Operated at Maximum Service

Mode	Directly Operated	Purchased Transportation	Operating Expenses	Fare Revenues	Uses of Capital Funds	Annual Unlinked Trips	Annual Vehicle Revenue Miles	Annual Vehicle Revenue Hours	Average Fleet Age in Years ¹
Bus	4	-	\$398,154	\$14,080	\$0	32,855	203,039	11,132	7.4
Demand Response	15	-	\$1,097,496	\$39,092	\$59,409	53,429	436,421	29,699	4.9
Total	19	-	\$1,495,650	\$53,172	\$59,409	86,284	639,460	40,831	

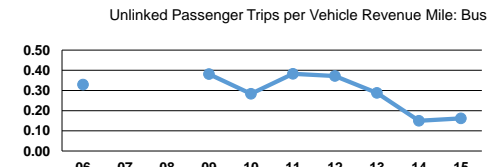
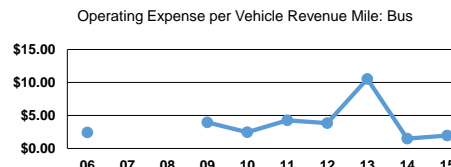
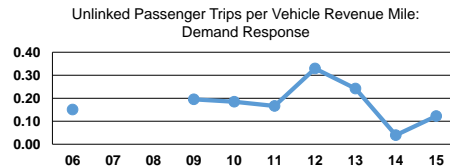
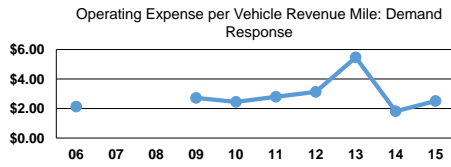
Performance Measures

Service Efficiency

Mode	Operating Expenses per Vehicle Revenue Mile	Operating Expenses per Vehicle Revenue Hour
Bus	\$1.96	\$35.77
Demand Response	\$2.51	\$36.95
Total	\$2.34	\$36.63

Service Effectiveness

Mode	Operating Expenses per Unlinked Passenger Trip	Unlinked Trips per Vehicle Revenue Mile	Unlinked Trips per Vehicle Revenue Hour
Bus	\$12.12	0.2	3.0
Demand Response	\$20.54	0.1	1.8
Total	\$17.33	0.1	2.1



Notes:

¹Demand Response - Taxi (DT) and non-dedicated fleets do not report fleet age data.