

General Information

Urbanized Area (UZA) Statistics - 2010 Census

483 Lewiston, ID-WA
 28 Square Miles
 51,924 Population
 483 Pop. Rank out of 498 UZAs

Service Area Statistics

17 Square Miles
 50,058 Population

Service Consumption

41,783 Annual Unlinked Trips (UPT)

Service Supplied

122,147 Annual Vehicle Revenue Miles (VRM)
 8,171 Annual Vehicle Revenue Hours (VRH)

Database Information

NTDID: 00048

Reporter Type: Reduced Reporter

Financial Information

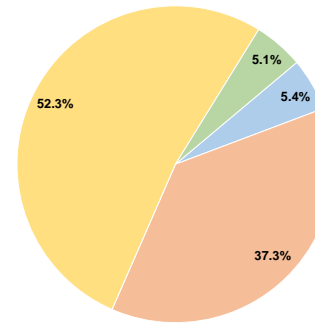
Sources of Operating Funds Expended

Fare Revenues	\$37,702	5.4%
Local Funds	\$261,793	37.3%
State Funds	\$0	0.0%
Federal Assistance	\$366,850	52.3%
Other Funds	\$35,621	5.1%
Total Operating Funds Expended	\$701,966	100.0%

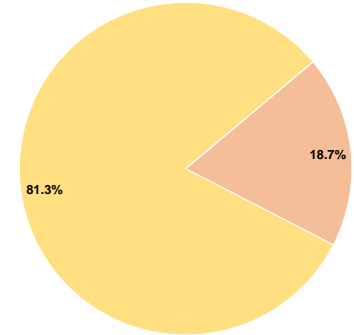
Sources of Capital Funds Expended

Fare Revenues	\$0	0.0%
Local Funds	\$165,215	18.7%
State Funds	\$0	0.0%
Federal Assistance	\$718,387	81.3%
Other Funds	\$0	0.0%
Total Capital Funds Expended	\$883,602	100.0%

Operating Funding Sources



Capital Funding Sources



Modal Characteristics

Operation Characteristics

Vehicles Operated at Maximum Service

Mode	Directly Operated	Purchased Transportation	Operating Expenses	Fare Revenues	Uses of Capital Funds	Annual Unlinked Trips	Annual Vehicle Revenue Miles	Annual Vehicle Revenue Hours	Average Fleet Age in Years ¹
Bus	2	-	\$349,792	\$31,210	\$883,602	36,920	94,603	6,375	4.6
Demand Response	2	-	\$352,174	\$6,492	\$0	4,863	27,544	1,796	5.0
Total	4	-	\$701,966	\$37,702	\$883,602	41,783	122,147	8,171	

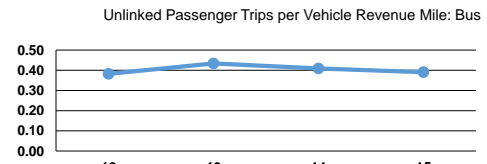
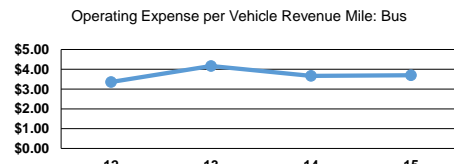
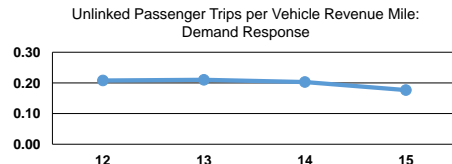
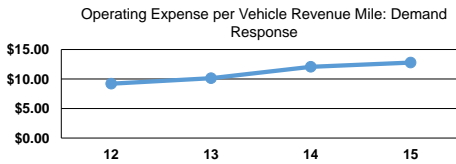
Performance Measures

Service Efficiency

Mode	Operating Expenses per Vehicle Revenue Mile	Operating Expenses per Vehicle Revenue Hour
Bus	\$3.70	\$54.87
Demand Response	\$12.79	\$196.09
Total	\$5.75	\$85.91

Service Effectiveness

Mode	Operating Expenses per Unlinked Passenger Trip	Unlinked Trips per Vehicle Revenue Mile	Unlinked Trips per Vehicle Revenue Hour
Bus	\$9.47	0.4	5.8
Demand Response	\$72.42	0.2	2.7
Total	\$16.80	0.3	5.1



Notes:

¹Demand Response - Taxi (DT) and non-dedicated fleets do not report fleet age data.