

General Information

Federally Recognized Tribal Statistical Areas
 266 Squaxin Island Reservation and Off-Reservation Trust Land, WA

Service Consumption
 23,574 Annual Unlinked Trips (UPT)

Service Supplied
 46,128 Annual Vehicle Revenue Miles (VRM)
 2,811 Annual Vehicle Revenue Hours (VRH)

Database Information
 NTDID: 00103
 Reporter Type: Tribal Reporter

Financial Information

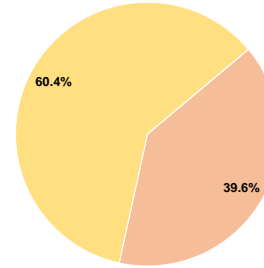
Sources of Operating Funds Expended

Fare Revenues	\$0	0.0%
Local Funds	\$83,255	39.6%
State Funds	\$0	0.0%
Federal Assistance	\$127,229	60.4%
Other Funds	\$0	0.0%
Total Operating Funds Expended	\$210,484	100.0%

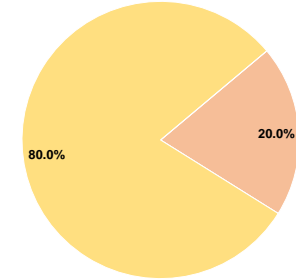
Sources of Capital Funds Expended

Fare Revenues	\$0	0.0%
Local Funds	\$18,810	20.0%
State Funds	\$0	0.0%
Federal Assistance	\$75,241	80.0%
Other Funds	\$0	0.0%
Total Capital Funds Expended	\$94,051	100.0%

Operating Funding Sources



Capital Funding Sources



Modal Characteristics

Operation Characteristics

Vehicles Operated at Maximum Service

Mode	Directly Operated	Purchased Transportation	Operating Expenses	Fare Revenues	Uses of Capital Funds	Annual Unlinked Trips	Annual Vehicle Revenue Miles	Annual Vehicle Revenue Hours	Average Fleet Age in Years ¹
Bus	2	-	\$210,484	\$0	\$94,051	23,574	46,128	2,811	3.3
Total	2	-	\$210,484	\$0	\$94,051	23,574	46,128	2,811	

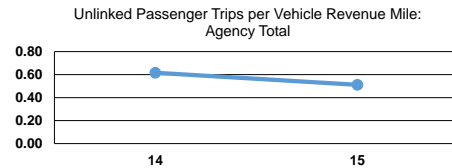
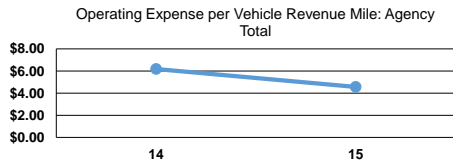
Performance Measures

Service Efficiency

Mode	Operating Expenses per Vehicle Revenue Mile	Operating Expenses per Vehicle Revenue Hour
Bus	\$4.56	\$74.88
Total	\$4.56	\$74.88

Service Effectiveness

Mode	Operating Expenses per Unlinked Passenger Trip	Unlinked Trips per Vehicle Revenue Mile	Unlinked Trips per Vehicle Revenue Hour
Bus	\$8.93	0.5	8.4
Total	\$8.93	0.5	8.4



Notes:

¹Demand Response - Taxi (DT) and non-dedicated fleets do not report fleet age data.