

General Information

Federally Recognized Tribal Statistical Areas
 313 Yakama Nation Reservation and Off-Reservation Trust Land, WA

Service Consumption
 19,089 Annual Unlinked Trips (UPT)

Service Supplied
 92,887 Annual Vehicle Revenue Miles (VRM)
 3,926 Annual Vehicle Revenue Hours (VRH)

Database Information
 NTDID: 00111
 Reporter Type: Tribal Reporter

Financial Information

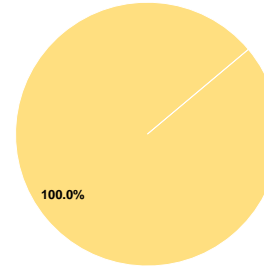
Sources of Operating Funds Expended

| | | |
|---------------------------------------|------------------|---------------|
| Fare Revenues | \$0 | 0.0% |
| Local Funds | \$0 | 0.0% |
| State Funds | \$0 | 0.0% |
| Federal Assistance | \$351,529 | 100.0% |
| Other Funds | \$0 | 0.0% |
| Total Operating Funds Expended | \$351,529 | 100.0% |

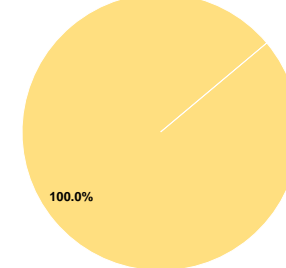
Sources of Capital Funds Expended

| | | |
|-------------------------------------|------------------|---------------|
| Fare Revenues | \$0 | 0.0% |
| Local Funds | \$0 | 0.0% |
| State Funds | \$0 | 0.0% |
| Federal Assistance | \$262,093 | 100.0% |
| Other Funds | \$0 | 0.0% |
| Total Capital Funds Expended | \$262,093 | 100.0% |

Operating Funding Sources



Capital Funding Sources



Modal Characteristics

Operation Characteristics

Vehicles Operated at Maximum Service

| Mode | Directly Operated | Purchased Transportation | Operating Expenses | Fare Revenues | Uses of Capital Funds | Annual Unlinked Trips | Annual Vehicle Revenue Miles | Annual Vehicle Revenue Hours | Average Fleet Age in Years ¹ |
|-----------------|-------------------|--------------------------|--------------------|---------------|-----------------------|-----------------------|------------------------------|------------------------------|---|
| Bus | 3 | - | \$348,992 | \$0 | \$262,093 | 18,694 | 91,597 | 3,822 | 3.3 |
| Demand Response | 2 | - | \$2,536 | \$0 | \$0 | 395 | 1,290 | 104 | 3.3 |
| Total | 5 | - | \$351,528 | \$0 | \$262,093 | 19,089 | 92,887 | 3,926 | |

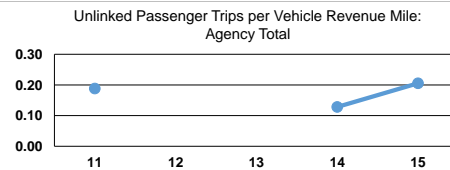

Performance Measures

Service Efficiency

| Mode | Operating Expenses per Vehicle Revenue Mile | Operating Expenses per Vehicle Revenue Hour |
|-----------------|---|---|
| Bus | \$3.81 | \$91.31 |
| Demand Response | \$1.97 | \$24.38 |
| Total | \$3.78 | \$89.54 |

Service Effectiveness

| Mode | Operating Expenses per Unlinked Passenger Trip | Unlinked Trips per Vehicle Revenue Mile | Unlinked Trips per Vehicle Revenue Hour |
|-----------------|--|---|---|
| Bus | \$18.67 | 0.2 | 4.9 |
| Demand Response | \$6.42 | 0.3 | 3.8 |
| Total | \$18.42 | 0.2 | 4.9 |



Notes:

¹Demand Response - Taxi (DT) and non-dedicated fleets do not report fleet age data.