

**General Information**

**Federally Recognized Tribal Statistical Areas**  
 213 Quinault Reservation, WA

**Service Consumption**

3,921 Annual Unlinked Trips (UPT)

**Service Supplied**

43,710 Annual Vehicle Revenue Miles (VRM)  
 1,920 Annual Vehicle Revenue Hours (VRH)

**Database Information**

NTDID: 00183  
 Reporter Type: Tribal Reporter

**Financial Information**

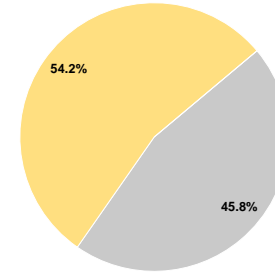
**Sources of Operating Funds Expended**

Fare Revenues	\$0	0.0%
Local Funds	\$0	0.0%
State Funds	\$49,975	45.8%
Federal Assistance	\$59,130	54.2%
Other Funds	\$0	0.0%
<b>Total Operating Funds Expended</b>	<b>\$109,105</b>	<b>100.0%</b>

**Sources of Capital Funds Expended**

Fare Revenues	\$0
Local Funds	\$0
State Funds	\$0
Federal Assistance	\$0
Other Funds	\$0
<b>Total Capital Funds Expended</b>	<b>\$0</b>

**Operating Funding Sources**



**Modal Characteristics**

**Operation Characteristics**

**Vehicles Operated at Maximum Service**

Mode	Directly Operated	Purchased Transportation	Operating Expenses	Fare Revenues	Uses of Capital Funds	Annual Unlinked Trips	Annual Vehicle Revenue Miles	Annual Vehicle Revenue Hours	Average Fleet Age in Years <sup>1</sup>
Bus	2	-	\$109,106	\$0	\$0	3,921	43,710	1,920	4.0
<b>Total</b>	<b>2</b>	<b>-</b>	<b>\$109,106</b>	<b>\$0</b>	<b>\$0</b>	<b>3,921</b>	<b>43,710</b>	<b>1,920</b>	

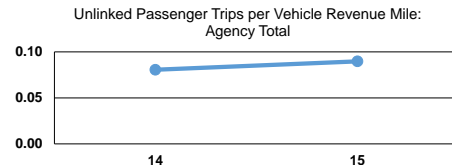
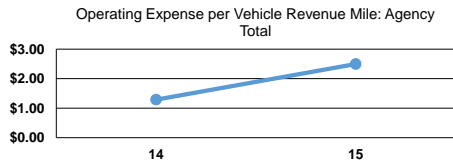
**Performance Measures**

**Service Efficiency**

Mode	Operating Expenses per Vehicle Revenue Mile	Operating Expenses per Vehicle Revenue Hour
Bus	\$2.50	\$56.83
<b>Total</b>	<b>\$2.50</b>	<b>\$56.83</b>

**Service Effectiveness**

Mode	Operating Expenses per Unlinked Passenger Trip	Unlinked Trips per Vehicle Revenue Mile	Unlinked Trips per Vehicle Revenue Hour
Bus	\$27.83	0.1	2.0
<b>Total</b>	<b>\$27.83</b>	<b>0.1</b>	<b>2.0</b>



**Notes:**

<sup>1</sup>Demand Response - Taxi (DT) and non-dedicated fleets do not report fleet age data.