

**General Information**

**Federally Recognized Tribal Statistical Areas**  
 572 Noatak ANVSA, AK

**Service Consumption**

1,350 Annual Unlinked Trips (UPT)

**Service Supplied**

3,000 Annual Vehicle Revenue Miles (VRM)  
 1,500 Annual Vehicle Revenue Hours (VRH)

**Database Information**

NTDID: 00247  
 Reporter Type: Tribal Reporter

**Financial Information**

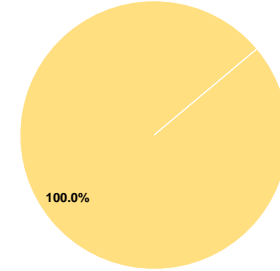
**Sources of Operating Funds Expended**

|                                       |                 |               |
|---------------------------------------|-----------------|---------------|
| Fare Revenues                         | \$0             | 0.0%          |
| Local Funds                           | \$0             | 0.0%          |
| State Funds                           | \$0             | 0.0%          |
| Federal Assistance                    | \$47,478        | 100.0%        |
| Other Funds                           | \$0             | 0.0%          |
| <b>Total Operating Funds Expended</b> | <b>\$47,478</b> | <b>100.0%</b> |

**Sources of Capital Funds Expended**

|                                     |            |
|-------------------------------------|------------|
| Fare Revenues                       | \$0        |
| Local Funds                         | \$0        |
| State Funds                         | \$0        |
| Federal Assistance                  | \$0        |
| Other Funds                         | \$0        |
| <b>Total Capital Funds Expended</b> | <b>\$0</b> |

**Operating Funding Sources**



**Modal Characteristics**

**Operation Characteristics**

**Vehicles Operated at Maximum Service**

| Mode            | Directly Operated | Purchased Transportation | Operating Expenses | Fare Revenues | Uses of Capital Funds | Annual Unlinked Trips | Annual Vehicle Revenue Miles | Annual Vehicle Revenue Hours | Average Fleet Age in Years <sup>1</sup> |
|-----------------|-------------------|--------------------------|--------------------|---------------|-----------------------|-----------------------|------------------------------|------------------------------|---|
| Demand Response | 1                 | -                        | \$47,478           | \$0           | \$0                   | 1,350                 | 3,000                        | 1,500                        | 3.0                                     |
| <b>Total</b>    | <b>1</b>          | <b>-</b>                 | <b>\$47,478</b>    | <b>\$0</b>    | <b>\$0</b>            | <b>1,350</b>          | <b>3,000</b>                 | <b>1,500</b>                 |   |

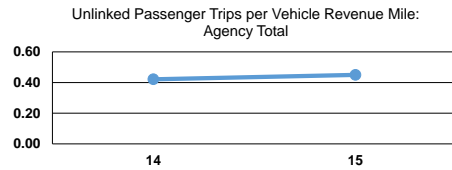
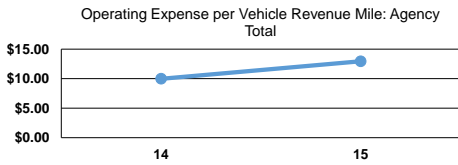
**Performance Measures**

**Service Efficiency**

| Mode            | Operating Expenses per Vehicle Revenue Mile | Operating Expenses per Vehicle Revenue Hour |
|-----------------|---|---|
| Demand Response | \$15.83                                     | \$31.65                                     |
| <b>Total</b>    | <b>\$15.83</b>                              | <b>\$31.65</b>                              |

**Service Effectiveness**

| Mode            | Operating Expenses per Unlinked Passenger Trip | Unlinked Trips per Vehicle Revenue Mile | Unlinked Trips per Vehicle Revenue Hour |
|-----------------|--|---|---|
| Demand Response | \$35.17  | 0.5                                     | 0.9                                     |
| <b>Total</b>    | <b>\$35.17</b>                                 | <b>0.5</b>                              | <b>0.9</b>                              |



**Notes:**

<sup>1</sup>Demand Response - Taxi (DT) and non-dedicated fleets do not report fleet age data.