

General Information

Federally Recognized Tribal Statistical Areas
 146 Lower Elwha Reservation and Off-Reservation Trust Land, WA

Service Consumption
 1,104 Annual Unlinked Trips (UPT)

Service Supplied
 13,359 Annual Vehicle Revenue Miles (VRM)
 625 Annual Vehicle Revenue Hours (VRH)

Database Information
 NTDID: 00401
 Reporter Type: Tribal Reporter

Financial Information

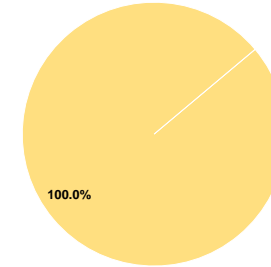
Sources of Operating Funds Expended

| | | |
|---------------------------------------|-----------------|---------------|
| Fare Revenues | \$0 | 0.0% |
| Local Funds | \$0 | 0.0% |
| State Funds | \$0 | 0.0% |
| Federal Assistance | \$25,175 | 100.0% |
| Other Funds | \$0 | 0.0% |
| Total Operating Funds Expended | \$25,175 | 100.0% |

Sources of Capital Funds Expended

| | |
|-------------------------------------|------------|
| Fare Revenues | \$0 |
| Local Funds | \$0 |
| State Funds | \$0 |
| Federal Assistance | \$0 |
| Other Funds | \$0 |
| Total Capital Funds Expended | \$0 |

Operating Funding Sources



Modal Characteristics

Operation Characteristics

Vehicles Operated at Maximum Service

| Mode | Directly Operated | Purchased Transportation | Operating Expenses | Fare Revenues | Uses of Capital Funds | Annual Unlinked Trips | Annual Vehicle Revenue Miles | Annual Vehicle Revenue Hours | Average Fleet Age in Years ¹ |
|--------------|-------------------|--------------------------|--------------------|---------------|-----------------------|-----------------------|------------------------------|------------------------------|---|
| Bus | 1 | - | \$25,175 | \$0 | \$0 | 1,104 | 13,359 | 625 | 10.0 |
| Total | 1 | - | \$25,175 | \$0 | \$0 | 1,104 | 13,359 | 625 | |

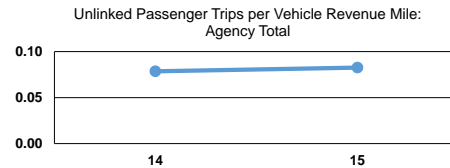
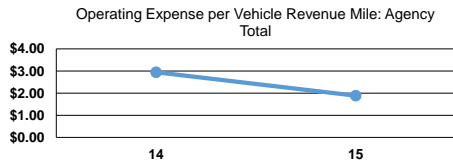
Performance Measures

Service Efficiency

| Mode | Operating Expenses per Vehicle Revenue Mile | Operating Expenses per Vehicle Revenue Hour |
|--------------|---|---|
| Bus | \$1.88 | \$40.28 |
| Total | \$1.88 | \$40.28 |

Service Effectiveness

| Mode | Operating Expenses per Unlinked Passenger Trip | Unlinked Trips per Vehicle Revenue Mile | Unlinked Trips per Vehicle Revenue Hour |
|--------------|--|---|---|
| Bus | \$22.80 | 0.1 | 1.8 |
| Total | \$22.80 | 0.1 | 1.8 |



Notes:

¹Demand Response - Taxi (DT) and non-dedicated fleets do not report fleet age data.