

**General Information**

**Service Consumption**

73,109 Annual Unlinked Trips (UPT)

**Service Supplied**

504,988 Annual Vehicle Revenue Miles (VRM)  
 26,024 Annual Vehicle Revenue Hours (VRH)

**Summary of Operating Expenses (OE)**

\$1,750,029 Total Operating Expenses

**Database Information**

NTDID: 0R03-00297

Reporter Type: Rural General Public Transit

**Financial Information**

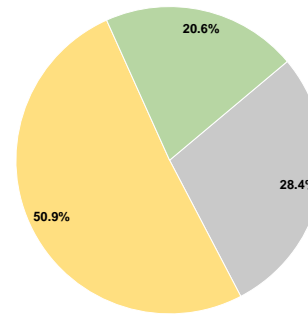
**Sources of Operating Funds Expended**

Fare Revenues	\$0	0.0%
Local Funds	\$0	0.0%
State Funds	\$497,716	28.4%
Federal Assistance	\$891,569	50.9%
Other Funds	\$360,744	20.6%
<b>Total Operating Funds Expended</b>	<b>\$1,750,029</b>	<b>100.0%</b>

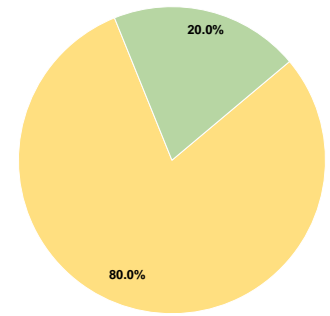
**Sources of Capital Funds Expended**

Fare Revenues	\$0	0.0%
Local Funds	\$0	0.0%
State Funds	\$0	0.0%
Federal Assistance	\$476	80.0%
Other Funds	\$119	20.0%
<b>Total Capital Funds Expended</b>	<b>\$595</b>	<b>100.0%</b>

**Operating Funding Sources**



**Capital Funding Sources**



**Modal Characteristics**

**Operation Characteristics**

**Vehicles Operated at Maximum Service**

Mode	Directly Operated	Purchased Transportation	Operating Expenses	Fare Revenues	Uses of Capital Funds	Annual Unlinked Trips	Annual Vehicle Revenue Miles	Annual Vehicle Revenue Hours
Commuter Bus	2	-	\$419,520	\$0	\$295	32,374	142,226	5,206
Demand Response	16	-	\$1,330,509	\$0	\$300	40,735	362,762	20,818
<b>Total</b>	<b>18</b>	<b>-</b>	<b>\$1,750,029</b>	<b>\$0</b>	<b>\$595</b>	<b>73,109</b>	<b>504,988</b>	<b>26,024</b>

**Performance Measures**


**Service Efficiency**

Mode	Operating Expenses per Vehicle Revenue Mile	Operating Expenses per Vehicle Revenue Hour
Commuter Bus	\$2.95	\$80.58
Demand Response	\$3.67	\$63.91
<b>Total</b>	<b>\$3.47</b>	<b>\$67.25</b>

**Service Effectiveness**

Mode	Operating Expenses per Unlinked Passenger Trip	Unlinked Trips per Vehicle Revenue Mile	Unlinked Trips per Vehicle Revenue Hour
Commuter Bus	\$12.96	0.2	6.2
Demand Response	\$32.66	0.1	2.0
<b>Total</b>	<b>\$23.94</b>	<b>0.1</b>	<b>2.8</b>

Operating Expense per Vehicle Revenue Mile: Agency Total



Unlinked Passenger Trips per Vehicle Revenue Mile: Agency Total

