

Clallam Transit System

2015 Annual Agency Profile

General Information

Service Consumption

921,688 Annual Unlinked Trips (UPT)

Service Supplied

1,979,720 Annual Vehicle Revenue Miles (VRM)

89,532 Annual Vehicle Revenue Hours (VRH)

Summary of Operating Expenses (OE)

\$7,643,378 Total Operating Expenses

Database Information

NTDID: 0R03-00303

Reporter Type: Rural General Public Transit

Financial Information

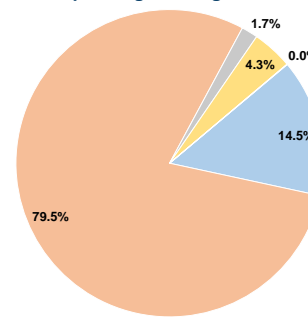
Sources of Operating Funds Expended

Fare Revenues	\$1,107,936	14.5%
Local Funds	\$6,074,876	79.5%
State Funds	\$131,866	1.7%
Federal Assistance	\$325,453	4.3%
Other Funds	\$3,247	0.0%
Total Operating Funds Expended	\$7,643,378	100.0%

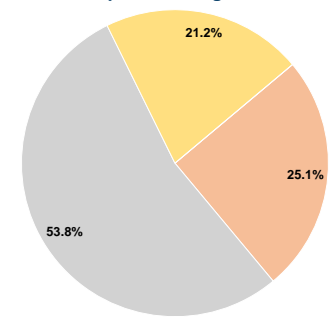
Sources of Capital Funds Expended

Fare Revenues	\$0	0.0%
Local Funds	\$131,696	25.1%
State Funds	\$282,578	53.8%
Federal Assistance	\$111,309	21.2%
Other Funds	\$0	0.0%
Total Capital Funds Expended	\$525,583	100.0%

Operating Funding Sources



Capital Funding Sources



Modal Characteristics

Operation Characteristics

Vehicles Operated at Maximum Service

Mode	Directly Operated	Purchased Transportation	Operating Expenses	Fare Revenues	Uses of Capital Funds	Annual Unlinked Trips	Annual Vehicle Revenue Miles	Annual Vehicle Revenue Hours
Bus	15	-	\$3,669,726	\$737,043	\$277,176	754,103	950,500	43,446
Demand Response	17	-	\$1,434,170	\$39,695	\$48,103	61,624	371,466	29,080
Vanpool	26	-	\$2,539,482	\$331,198	\$200,304	105,961	657,754	17,006
Total	58	-	\$7,643,378	\$1,107,936	\$525,583	921,688	1,979,720	89,532

Performance Measures


Service Efficiency

Mode	Operating Expenses per Vehicle Revenue Mile	Operating Expenses per Vehicle Revenue Hour
Bus	\$3.86	\$84.47
Demand Response	\$3.86	\$49.32
Vanpool	\$3.86	\$149.33
Total	\$3.86	\$85.37

Service Effectiveness

Mode	Operating Expenses per Unlinked Passenger Trip	Unlinked Trips per Vehicle Revenue Mile	Unlinked Trips per Vehicle Revenue Hour
Bus	\$4.87	0.8	17.4
Demand Response	\$23.27	0.2	2.1
Vanpool	\$23.97	0.2	6.2
Total	\$8.29	0.5	10.3

Operating Expense per Vehicle Revenue Mile: Agency Total



Unlinked Passenger Trips per Vehicle Revenue Mile: Agency Total

