

General Information

Service Consumption

287,636 Annual Unlinked Trips (UPT)

Service Supplied

698,765 Annual Vehicle Revenue Miles (VRM)
 26,455 Annual Vehicle Revenue Hours (VRH)

Summary of Operating Expenses (OE)

\$4,015,057 Total Operating Expenses

Database Information

NTDID: 0R03-00316
 Reporter Type: Rural General Public Transit

Financial Information

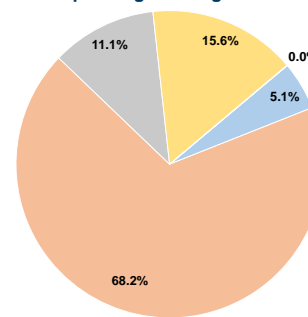
Sources of Operating Funds Expended

Fare Revenues	\$204,806	5.1%
Local Funds	\$2,737,300	68.2%
State Funds	\$445,560	11.1%
Federal Assistance	\$626,611	15.6%
Other Funds	\$780	0.0%
Total Operating Funds Expended	\$4,015,057	100.0%

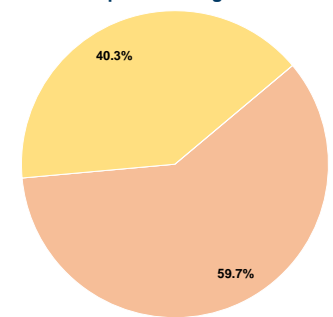
Sources of Capital Funds Expended

Fare Revenues	\$0	0.0%
Local Funds	\$1,864,405	59.7%
State Funds	\$0	0.0%
Federal Assistance	\$1,259,775	40.3%
Other Funds	\$0	0.0%
Total Capital Funds Expended	\$3,124,180	100.0%

Operating Funding Sources



Capital Funding Sources



Modal Characteristics

Operation Characteristics

Vehicles Operated at Maximum Service

Mode	Directly Operated	Purchased Transportation	Operating Expenses	Fare Revenues	Uses of Capital Funds	Annual Unlinked Trips	Annual Vehicle Revenue Miles	Annual Vehicle Revenue Hours
Bus	14	-	\$3,245,825	\$150,206	\$2,530,586	261,870	569,896	20,020
Demand Response	3	-	\$722,402	\$10,219	\$562,352	12,154	49,624	4,674
Vanpool	4	-	\$46,830	\$44,381	\$31,242	13,612	79,245	1,761
Total	21	-	\$4,015,057	\$204,806	\$3,124,180	287,636	698,765	26,455

Performance Measures


Service Efficiency

Mode	Operating Expenses per Vehicle Revenue Mile	Operating Expenses per Vehicle Revenue Hour
Bus	\$5.70	\$162.13
Demand Response	\$14.56	\$154.56
Vanpool	\$0.59	\$26.59
Total	\$5.75	\$151.77

Service Effectiveness

Mode	Operating Expenses per Unlinked Passenger Trip	Unlinked Trips per Vehicle Revenue Mile	Unlinked Trips per Vehicle Revenue Hour
Bus	\$12.39	0.5	13.1
Demand Response	\$59.44	0.2	2.6
Vanpool	\$3.44	0.2	7.7
Total	\$13.96	0.4	10.9

Operating Expense per Vehicle Revenue Mile: Agency Total



Unlinked Passenger Trips per Vehicle Revenue Mile: Agency Total

