

# Smith6 LLC (Provide-A-Ride)

326 North Miller Street  
Wenatchee, WA 98801

2015 Annual Agency Profile

Director: Mr. Brian Lagerberg  
360-705-7878

## General Information

### Service Consumption

4,553 Annual Unlinked Trips (UPT)

### Service Supplied

47,788 Annual Vehicle Revenue Miles (VRM)

4,231 Annual Vehicle Revenue Hours (VRH)

### Summary of Operating Expenses (OE)

\$159,371 Total Operating Expenses

### Database Information

NTDID: 0R03-00406

Reporter Type: Rural General Public Transit

## Financial Information

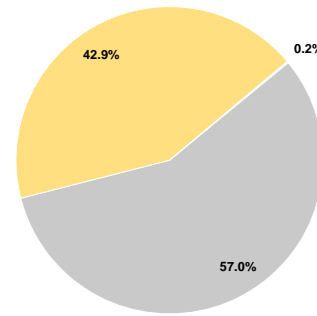
### Sources of Operating Funds Expended

Fare Revenues	\$266	0.2%
Local Funds	\$0	0.0%
State Funds	\$90,785	57.0%
Federal Assistance	\$68,320	42.9%
Other Funds	\$0	0.0%
<b>Total Operating Funds Expended</b>	<b>\$159,371</b>	<b>100.0%</b>

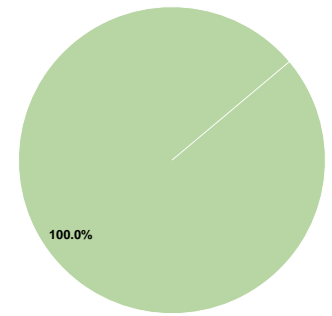
### Sources of Capital Funds Expended

Fare Revenues	\$0	0.0%
Local Funds	\$0	0.0%
State Funds	\$0	0.0%
Federal Assistance	\$0	0.0%
Other Funds	\$17,080	100.0%
<b>Total Capital Funds Expended</b>	<b>\$17,080</b>	<b>100.0%</b>

### Operating Funding Sources



### Capital Funding Sources



## Modal Characteristics

### Operation Characteristics

#### Vehicles Operated at Maximum Service

Mode	Directly Operated	Purchased Transportation	Operating Expenses	Fare Revenues	Uses of Capital Funds	Annual Unlinked Trips	Annual Vehicle Revenue Miles	Annual Vehicle Revenue Hours
Demand Response	4	-	\$159,371	\$266	\$17,080	4,553	47,788	4,231
<b>Total</b>	<b>4</b>	<b>-</b>	<b>\$159,371</b>	<b>\$266</b>	<b>\$17,080</b>	<b>4,553</b>	<b>47,788</b>	<b>4,231</b>

### Performance Measures

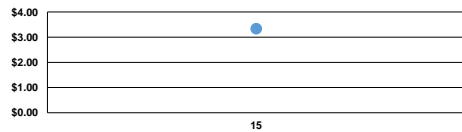
#### Service Efficiency

Mode	Operating Expenses per Vehicle Revenue Mile	Operating Expenses per Vehicle Revenue Hour
Demand Response	\$3.33	\$37.67
<b>Total</b>	<b>\$3.33</b>	<b>\$37.67</b>

#### Service Effectiveness

Mode	Operating Expenses per Unlinked Passenger Trip	Unlinked Trips per Vehicle Revenue Mile	Unlinked Trips per Vehicle Revenue Hour
Demand Response	\$35.00	0.1	1.1
<b>Total</b>	<b>\$35.00</b>	<b>0.1</b>	<b>1.1</b>

Operating Expense per Vehicle Revenue Mile: Agency Total



Unlinked Passenger Trips per Vehicle Revenue Mile: Agency Total

