

**General Information**

**Service Consumption**

465,462 Annual Unlinked Trips (UPT)

**Service Supplied**

315,133 Annual Vehicle Revenue Miles (VRM)  
 27,734 Annual Vehicle Revenue Hours (VRH)

**Summary of Operating Expenses (OE)**

\$2,011,525 Total Operating Expenses

**Database Information**

NTDID: 0R04-00358  
 Reporter Type: Rural General Public Transit

**Financial Information**

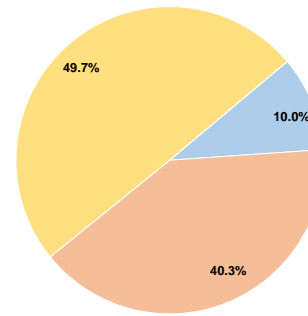
**Sources of Operating Funds Expended**

Fare Revenues	\$201,275	10.0%
Local Funds	\$810,250	40.3%
State Funds	\$0	0.0%
Federal Assistance	\$1,000,000	49.7%
Other Funds	\$0	0.0%
<b>Total Operating Funds Expended</b>	<b>\$2,011,525</b>	<b>100.0%</b>

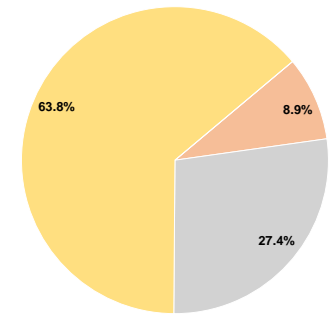
**Sources of Capital Funds Expended**

Fare Revenues	\$0	0.0%
Local Funds	\$34,062	8.9%
State Funds	\$104,889	27.4%
Federal Assistance	\$244,549	63.8%
Other Funds	\$0	0.0%
<b>Total Capital Funds Expended</b>	<b>\$383,500</b>	<b>100.0%</b>

**Operating Funding Sources**



**Capital Funding Sources**



**Modal Characteristics**

**Operation Characteristics**

**Vehicles Operated at Maximum Service**

Mode	Directly Operated	Purchased Transportation	Operating Expenses	Fare Revenues	Uses of Capital Funds	Annual Unlinked Trips	Annual Vehicle Revenue Miles	Annual Vehicle Revenue Hours
Bus	5	-	\$1,686,525	\$195,110	\$383,500	446,939	250,069	18,133
Demand Response	-	3	\$325,000	\$6,165	\$0	18,523	65,064	9,601
<b>Total</b>	<b>5</b>	<b>3</b>	<b>\$2,011,525</b>	<b>\$201,275</b>	<b>\$383,500</b>	<b>465,462</b>	<b>315,133</b>	<b>27,734</b>

**Performance Measures**

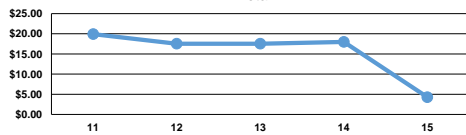
**Service Efficiency**

Mode	Operating Expenses per Vehicle Revenue Mile	Operating Expenses per Vehicle Revenue Hour
Bus	\$6.74	\$93.01
Demand Response	\$5.00	\$33.85
<b>Total</b>	<b>\$6.38</b>	<b>\$72.53</b>

**Service Effectiveness**

Mode	Operating Expenses per Unlinked Passenger Trip	Unlinked Trips per Vehicle Revenue Mile	Unlinked Trips per Vehicle Revenue Hour
Bus	\$3.77	1.8	24.6
Demand Response	\$17.55	0.3	1.9
<b>Total</b>	<b>\$4.32</b>	<b>1.5</b>	<b>16.8</b>

Operating Expense per Vehicle Revenue Mile: Agency Total



Unlinked Passenger Trips per Vehicle Revenue Mile: Agency Total

