

General Information

Urbanized Area (UZA) Statistics - 2010 Census

209 Manchester, NH
 86 Square Miles
 158,377 Population
 209 Pop. Rank out of 498 UZAs

Service Area Statistics

63 Square Miles
 135,366 Population

Service Consumption

500,575 Annual Unlinked Trips (UPT)

Service Supplied

581,166 Annual Vehicle Revenue Miles (VRM)
 48,294 Annual Vehicle Revenue Hours (VRH)

Database Information

NTDID: 10002

Reporter Type: Reduced Reporter

Financial Information

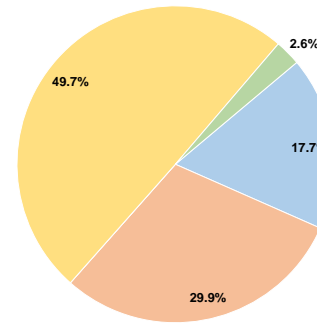
Sources of Operating Funds Expended

Fare Revenues	\$687,431	17.7%
Local Funds	\$1,161,051	29.9%
State Funds	\$0	0.0%
Federal Assistance	\$1,928,871	49.7%
Other Funds	\$101,979	2.6%
Total Operating Funds Expended	\$3,879,332	100.0%

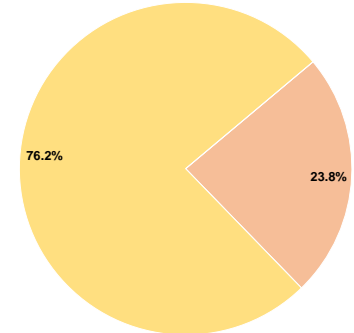
Sources of Capital Funds Expended

Fare Revenues	\$0	0.0%
Local Funds	\$84,787	23.8%
State Funds	\$0	0.0%
Federal Assistance	\$270,773	76.2%
Other Funds	\$0	0.0%
Total Capital Funds Expended	\$355,560	100.0%

Operating Funding Sources



Capital Funding Sources



Modal Characteristics

Operation Characteristics

Vehicles Operated at Maximum Service

Mode	Directly Operated	Purchased Transportation	Operating Expenses	Fare Revenues	Uses of Capital Funds	Annual Unlinked Trips	Annual Vehicle Revenue Miles	Annual Vehicle Revenue Hours	Average Fleet Age in Years ¹
Bus	13	-	\$3,266,143	\$654,635	\$180,954	491,699	523,085	41,177	7.0
Demand Response	4	-	\$613,189	\$32,796	\$174,606	8,876	58,081	7,117	3.1
Total	17	-	\$3,879,332	\$687,431	\$355,560	500,575	581,166	48,294	

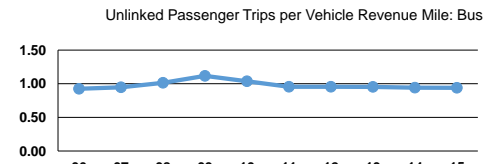
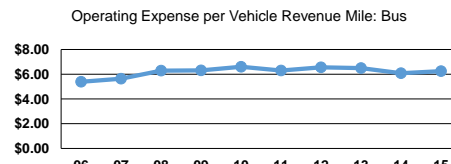
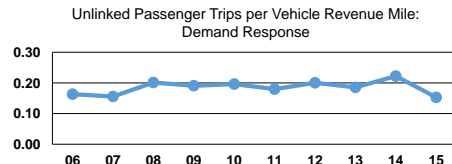
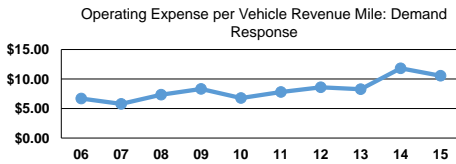
Performance Measures

Service Efficiency

Mode	Operating Expenses per Vehicle Revenue Mile	Operating Expenses per Vehicle Revenue Hour
Bus	\$6.24	\$79.32
Demand Response	\$10.56	\$86.16
Total	\$6.68	\$80.33

Service Effectiveness

Mode	Operating Expenses per Unlinked Passenger Trip	Unlinked Trips per Vehicle Revenue Mile	Unlinked Trips per Vehicle Revenue Hour
Bus	\$6.64	0.9	11.9
Demand Response	\$69.08	0.2	1.2
Total	\$7.75	0.9	10.4



Notes:

¹Demand Response - Taxi (DT) and non-dedicated fleets do not report fleet age data.