

General Information

Urbanized Area (UZA) Statistics - 2010 Census

446 Lewiston, ME
 35 Square Miles
 59,397 Population
 446 Pop. Rank out of 498 UZAs

Service Area Statistics

19 Square Miles
 46,052 Population

Service Consumption

432,846 Annual Unlinked Trips (UPT)

Service Supplied

269,289 Annual Vehicle Revenue Miles (VRM)
 22,448 Annual Vehicle Revenue Hours (VRH)

Database Information

NTDID: 10015

Reporter Type: Reduced Reporter

Financial Information

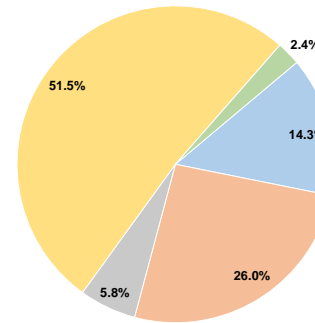
Sources of Operating Funds Expended

Fare Revenues	\$240,264	14.3%
Local Funds	\$437,448	26.0%
State Funds	\$98,018	5.8%
Federal Assistance	\$866,446	51.5%
Other Funds	\$40,885	2.4%
Total Operating Funds Expended	\$1,683,061	100.0%

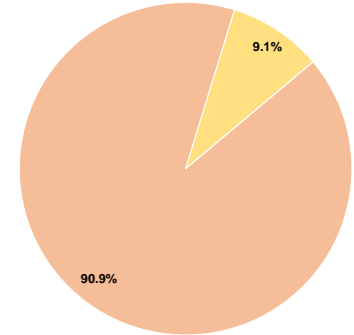
Sources of Capital Funds Expended

Fare Revenues	\$0	0.0%
Local Funds	\$194,816	90.9%
State Funds	\$0	0.0%
Federal Assistance	\$19,567	9.1%
Other Funds	\$0	0.0%
Total Capital Funds Expended	\$214,383	100.0%

Operating Funding Sources



Capital Funding Sources



Modal Characteristics

Operation Characteristics

Vehicles Operated at Maximum Service

Mode	Directly Operated	Purchased Transportation	Operating Expenses	Fare Revenues	Uses of Capital Funds	Annual Unlinked Trips	Annual Vehicle Revenue Miles	Annual Vehicle Revenue Hours	Average Fleet Age in Years ¹
Bus	-	7	\$1,515,905	\$213,447	\$214,383	424,652	231,907	18,918	9.2
Demand Response	-	2	\$167,156	\$26,817	\$0	8,194	37,382	3,530	
Total	-	9	\$1,683,061	\$240,264	\$214,383	432,846	269,289	22,448	

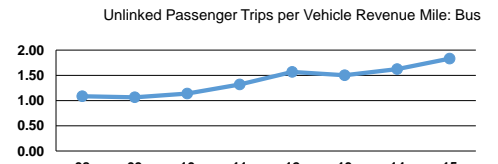
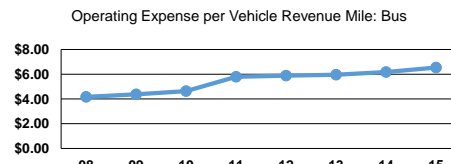
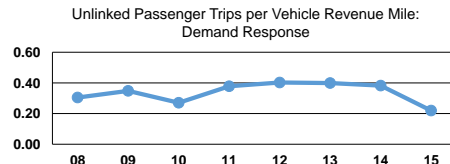
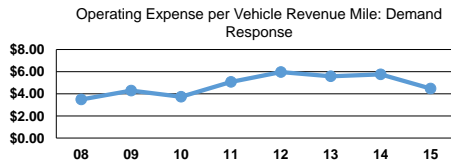
Performance Measures

Service Efficiency

Mode	Operating Expenses per Vehicle Revenue Mile	Operating Expenses per Vehicle Revenue Hour
Bus	\$6.54	\$80.13
Demand Response	\$4.47	\$47.35
Total	\$6.25	\$74.98

Service Effectiveness

Mode	Operating Expenses per Unlinked Passenger Trip	Unlinked Trips per Vehicle Revenue Mile	Unlinked Trips per Vehicle Revenue Hour
Bus	\$3.57	1.8	22.4
Demand Response	\$20.40	0.2	2.3
Total	\$3.89	1.6	19.3



Notes:

¹Demand Response - Taxi (DT) and non-dedicated fleets do not report fleet age data.

*This agency has a purchased transportation relationship in which they buy service from Western Maine Transportation Services, Inc. (NTDID: 10098), and in which the data are captured in this report for mode MB/PT.

*This agency has a purchased transportation relationship in which they buy service from Western Maine Transportation Services, Inc. (NTDID: 10098), and in which the data are captured in this report for mode DR/PT.