

Biddeford-Saco-Old Orchard Beach Transit Committee Shuttle Bus

2015 Annual Agency Profile

Executive Director : Mr. Alfred Schutz

General Information

Urbanized Area (UZA) Statistics - 2010 Census

177 Portland, ME
136 Square Miles
203,914 Population
177 Pop. Rank out of 498 UZAs

Other UZAs Served

0 Maine Non-UZA

Service Area Statistics

100 Square Miles
67,302 Population

Service Consumption

178,328 Annual Unlinked Trips (UPT)

Service Supplied

346,292 Annual Vehicle Revenue Miles (VRM)
21,476 Annual Vehicle Revenue Hours (VRH)

Database Information

NTDID: 10114

Reporter Type: Reduced Reporter

Financial Information

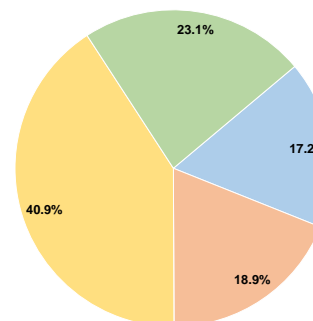
Sources of Operating Funds Expended

Fare Revenues	\$411,277	17.2%
Local Funds	\$453,001	18.9%
State Funds	\$0	0.0%
Federal Assistance	\$979,788	40.9%
Other Funds	\$552,869	23.1%
Total Operating Funds Expended	\$2,396,935	100.0%

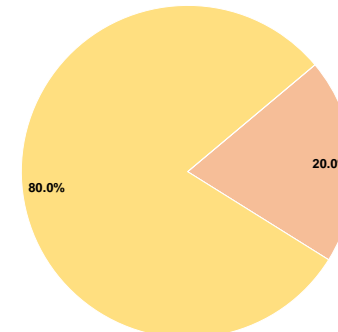
Sources of Capital Funds Expended

Fare Revenues	\$0	0.0%
Local Funds	\$34,076	20.0%
State Funds	\$0	0.0%
Federal Assistance	\$136,305	80.0%
Other Funds	\$0	0.0%
Total Capital Funds Expended	\$170,381	100.0%

Operating Funding Sources



Capital Funding Sources



Modal Characteristics

Operation Characteristics

Vehicles Operated at Maximum Service

Mode	Directly Operated	Purchased Transportation	Operating Expenses	Fare Revenues	Uses of Capital Funds	Annual Unlinked Trips	Annual Vehicle Revenue Miles	Annual Vehicle Revenue Hours	Average Fleet Age in Years ¹
Bus	9	-	\$2,396,935	\$411,277	\$170,381	178,328	346,292	21,476	9.1
Total	9	-	\$2,396,935	\$411,277	\$170,381	178,328	346,292	21,476	

Performance Measures

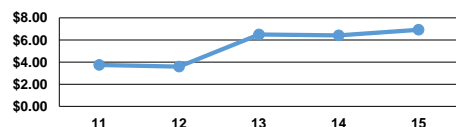
Service Efficiency

Mode	Operating Expenses per Vehicle Revenue Mile	Operating Expenses per Vehicle Revenue Hour
Bus	\$6.92	\$111.61
Total	\$6.92	\$111.61

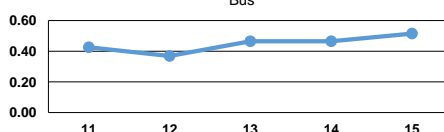
Service Effectiveness

Mode	Operating Expenses per Unlinked Passenger Trip	Unlinked Trips per Vehicle Revenue Mile	Unlinked Trips per Vehicle Revenue Hour
Bus	\$13.44	0.5	8.3
Total	\$13.44	0.5	8.3

Operating Expense per Vehicle Revenue Mile: Bus



Unlinked Passenger Trips per Vehicle Revenue Mile: Bus



Notes:

¹Demand Response - Taxi (DT) and non-dedicated fleets do not report fleet age data.