

Greater Derry Salem Cooperative Alliance for Regional Transportation

2015 Annual Agency Profile

General Information

Urbanized Area (UZA) Statistics - 2010 Census

10 Boston, MA-NH-RI
 1,873 Square Miles
 4,181,019 Population
 10 Pop. Rank out of 498 UZAs

Other UZAs Served

0 New Hampshire Non-UZA; 160 Nashua, NH-MA

Service Area Statistics

172 Square Miles
 112,897 Population

Service Consumption

13,606 Annual Unlinked Trips (UPT)

Service Supplied

103,955 Annual Vehicle Revenue Miles (VRM)
 5,686 Annual Vehicle Revenue Hours (VRH)

Database Information

NTDID: 10123

Reporter Type: Reduced Reporter

Financial Information

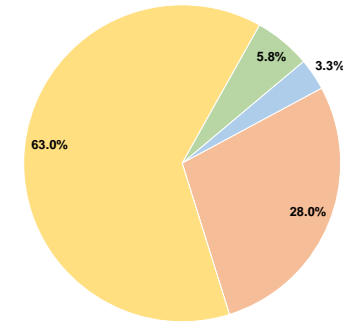
Sources of Operating Funds Expended

Fare Revenues	\$14,701	3.3%
Local Funds	\$126,416	28.0%
State Funds	\$0	0.0%
Federal Assistance	\$283,944	63.0%
Other Funds	\$25,982	5.8%
Total Operating Funds Expended	\$451,043	100.0%

Sources of Capital Funds Expended

Fare Revenues	\$0
Local Funds	\$0
State Funds	\$0
Federal Assistance	\$0
Other Funds	\$0
Total Capital Funds Expended	\$0

Operating Funding Sources



Modal Characteristics

Operation Characteristics

Vehicles Operated at Maximum Service

Mode	Directly Operated	Purchased Transportation	Operating Expenses	Fare Revenues	Uses of Capital Funds	Annual Unlinked Trips	Annual Vehicle Revenue Miles	Annual Vehicle Revenue Hours	Average Fleet Age in Years ¹
Bus	-	1	\$49,522	\$0	\$0	2,222	9,318	758	6.0
Demand Response	-	8	\$401,521	\$14,701	\$0	11,384	94,637	4,928	8.0
Total	-	9	\$451,043	\$14,701	\$0	13,606	103,955	5,686	

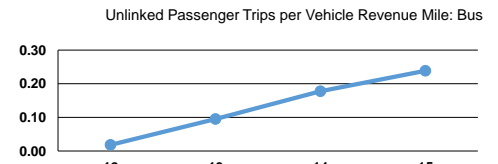
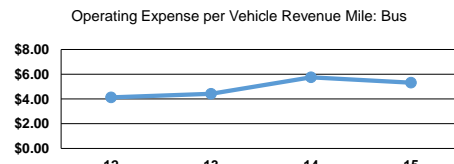
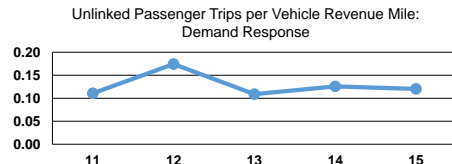
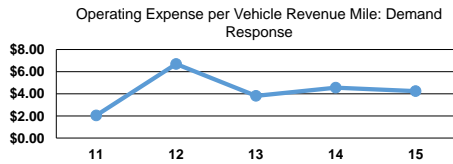
Performance Measures

Service Efficiency

Mode	Operating Expenses per Vehicle Revenue Mile	Operating Expenses per Vehicle Revenue Hour
Bus	\$5.31	\$65.33
Demand Response	\$4.24	\$81.48
Total	\$4.34	\$79.33

Service Effectiveness

Mode	Operating Expenses per Unlinked Passenger Trip	Unlinked Trips per Vehicle Revenue Mile	Unlinked Trips per Vehicle Revenue Hour
Bus	\$22.29	0.2	2.9
Demand Response	\$35.27	0.1	2.3
Total	\$33.15	0.1	2.4



Notes:

¹Demand Response - Taxi (DT) and non-dedicated fleets do not report fleet age data.

*This agency has a purchased transportation relationship in which they buy service from Manchester Transit Authority (NTDID: 10002), and in which the data are captured in this report for mode MB/PT.