

Mission Hill Link, Inc.
2015 Annual Agency Profile

PO Box 200868
Boston, MA 02122

President: Ms. Linda Percy
617-731-0542

General Information

Urbanized Area (UZA) Statistics - 2010 Census

10 Boston, MA-NH-RI
1,873 **Square Miles**
4,181,019 **Population**
10 **Pop. Rank out of 498 UZAs**

Service Area Statistics

10 **Square Miles**
24,237 **Population**

Service Consumption

16,745 **Annual Unlinked Trips (UPT)**

Service Supplied

27,003 **Annual Vehicle Revenue Miles (VRM)**
3,003 **Annual Vehicle Revenue Hours (VRH)**

Database Information

NTDID: 10182

Reporter Type: Reduced Reporter

Financial Information

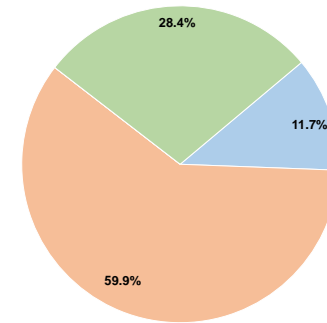
Sources of Operating Funds Expended

Fare Revenues	\$12,914	11.7%
Local Funds	\$66,025	59.9%
State Funds	\$0	0.0%
Federal Assistance	\$0	0.0%
Other Funds	\$31,356	28.4%
Total Operating Funds Expended	\$110,295	100.0%

Sources of Capital Funds Expended

Fare Revenues	\$0
Local Funds	\$0
State Funds	\$0
Federal Assistance	\$0
Other Funds	\$0
Total Capital Funds Expended	\$0

Operating Funding Sources



Modal Characteristics

Operation Characteristics

Vehicles Operated at Maximum Service

Mode	Directly Operated	Purchased Transportation	Operating Expenses	Fare Revenues	Uses of Capital Funds	Annual Unlinked Trips	Annual Vehicle Revenue Miles	Annual Vehicle Revenue Hours	Average Fleet Age in Years ¹
Bus	-	2	\$110,295	\$12,914	\$0	16,745	27,003	3,003	4.0
Total	-	2	\$110,295	\$12,914	\$0	16,745	27,003	3,003	

Performance Measures

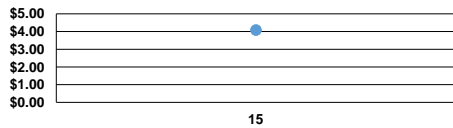
Service Efficiency

Mode	Operating Expenses per Vehicle Revenue Mile	Operating Expenses per Vehicle Revenue Hour
Bus	\$4.08	\$36.73
Total	\$4.08	\$36.73

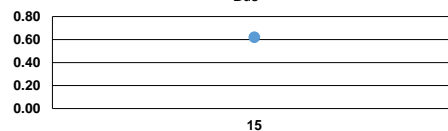
Service Effectiveness

Mode	Operating Expenses per Unlinked Passenger Trip	Unlinked Trips per Vehicle Revenue Mile	Unlinked Trips per Vehicle Revenue Hour
Bus	\$6.59	0.6	5.6
Total	\$6.59	0.6	5.6

Operating Expense per Vehicle Revenue Mile: Bus



Unlinked Passenger Trips per Vehicle Revenue Mile: Bus



Notes:

¹Demand Response - Taxi (DT) and non-dedicated fleets do not report fleet age data.