

General Information

Federally Recognized Tribal Statistical Areas

152 Barnstable Town, MA

Service Consumption

5,712 Annual Unlinked Trips (UPT)

Service Supplied

57,228 Annual Vehicle Revenue Miles (VRM)
 2,782 Annual Vehicle Revenue Hours (VRH)

Database Information

NTDID: 10184

Reporter Type: Tribal Reporter

Financial Information

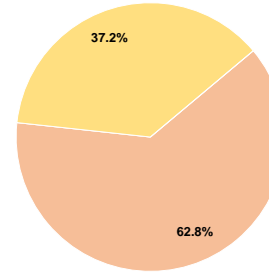
Sources of Operating Funds Expended

Fare Revenues	\$0	0.0%
Local Funds	\$189,517	62.8%
State Funds	\$0	0.0%
Federal Assistance	\$112,129	37.2%
Other Funds	\$0	0.0%
Total Operating Funds Expended	\$301,646	100.0%

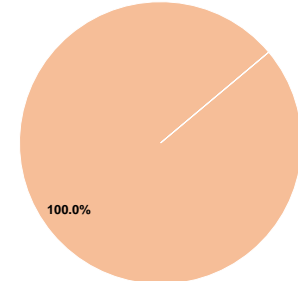
Sources of Capital Funds Expended

Fare Revenues	\$0	0.0%
Local Funds	\$20,300	100.0%
State Funds	\$0	0.0%
Federal Assistance	\$0	0.0%
Other Funds	\$0	0.0%
Total Capital Funds Expended	\$20,300	100.0%

Operating Funding Sources



Capital Funding Sources



Modal Characteristics

Operation Characteristics

Vehicles Operated at Maximum Service

Mode	Directly Operated	Purchased Transportation	Operating Expenses	Fare Revenues	Uses of Capital Funds	Annual Unlinked Trips	Annual Vehicle Revenue Miles	Annual Vehicle Revenue Hours	Average Fleet Age in Years ¹
Demand Response	2	-	\$301,646	\$0	\$20,300	5,712	57,228	2,782	1.5
Total	2	-	\$301,646	\$0	\$20,300	5,712	57,228	2,782	

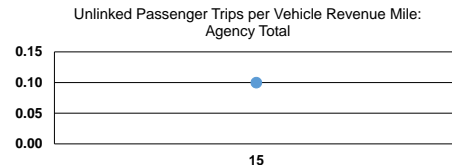
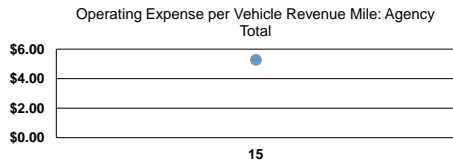
Performance Measures

Service Efficiency

Mode	Operating Expenses per Vehicle Revenue Mile	Operating Expenses per Vehicle Revenue Hour
Demand Response	\$5.27	\$108.43
Total	\$5.27	\$108.43

Service Effectiveness

Mode	Operating Expenses per Unlinked Passenger Trip	Unlinked Trips per Vehicle Revenue Mile	Unlinked Trips per Vehicle Revenue Hour
Demand Response	\$52.81	0.1	2.1
Total	\$52.81	0.1	2.1



Notes:

¹Demand Response - Taxi (DT) and non-dedicated fleets do not report fleet age data.