

Mashantucket Pequot Tribal Nation

2015 Annual Agency Profile

103 Pequot Trail
ATTENTION: Keith Gove
Mashantucket, CT 06338

Director of Public Works: Mr. Keith Gove
860-312-2505

General Information

Federally Recognized Tribal Statistical Areas

154 Mashantucket Pequot Reservation and Off-Reservation Trust Land, CT

Service Consumption

488,095 Annual Unlinked Trips (UPT)

Service Supplied

246,150 Annual Vehicle Revenue Miles (VRM)
30,571 Annual Vehicle Revenue Hours (VRH)

Database Information

NTDID: 11152

Reporter Type: Tribal Reporter

Financial Information

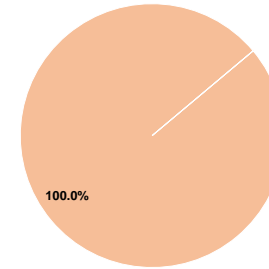
Sources of Operating Funds Expended

Fare Revenues	\$0	0.0%
Local Funds	\$555,063	100.0%
State Funds	\$0	0.0%
Federal Assistance	\$0	0.0%
Other Funds	\$0	0.0%
Total Operating Funds Expended	\$555,063	100.0%

Sources of Capital Funds Expended

Fare Revenues	\$0
Local Funds	\$0
State Funds	\$0
Federal Assistance	\$0
Other Funds	\$0
Total Capital Funds Expended	\$0

Operating Funding Sources



Modal Characteristics

Operation Characteristics

Vehicles Operated at Maximum Service

Mode	Directly Operated	Purchased Transportation	Operating Expenses	Fare Revenues	Uses of Capital Funds	Annual Unlinked Trips	Annual Vehicle Revenue Miles	Annual Vehicle Revenue Hours	Average Fleet Age in Years ¹
Bus	5	-	\$329,818	\$0	\$0	480,931	183,232	26,376	8.6
Demand Response	8	-	\$225,245	\$0	\$0	7,164	62,918	4,195	10.6
Total	13	-	\$555,063	\$0	\$0	488,095	246,150	30,571	

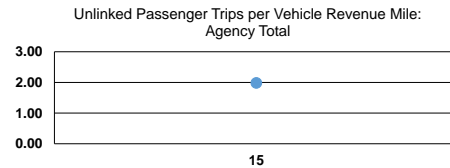
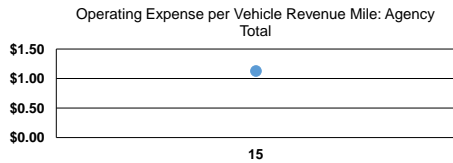
Performance Measures

Service Efficiency

Mode	Operating Expenses per Vehicle Revenue Mile	Operating Expenses per Vehicle Revenue Hour
Bus	\$1.80	\$12.50
Demand Response	\$3.58	\$53.69
Total	\$2.25	\$18.16

Service Effectiveness

Mode	Operating Expenses per Unlinked Passenger Trip	Unlinked Trips per Vehicle Revenue Mile	Unlinked Trips per Vehicle Revenue Hour
Bus	\$0.69	2.6	18.2
Demand Response	\$31.44	0.1	1.7
Total	\$1.14	2.0	16.0



Notes:

¹Demand Response - Taxi (DT) and non-dedicated fleets do not report fleet age data.