

**General Information**

**Service Consumption**

292,472 Annual Unlinked Trips (UPT)

**Service Supplied**

197,543 Annual Vehicle Revenue Miles (VRM)  
 23,052 Annual Vehicle Revenue Hours (VRH)

**Summary of Operating Expenses (OE)**

\$2,001,048 Total Operating Expenses

**Database Information**

NTDID: 1R02-10162  
 Reporter Type: Rural General Public Transit

**Financial Information**

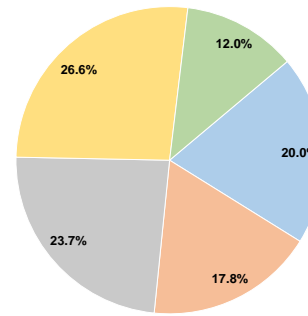
**Sources of Operating Funds Expended**

Fare Revenues	\$399,476	20.0%
Local Funds	\$355,195	17.8%
State Funds	\$474,587	23.7%
Federal Assistance	\$531,946	26.6%
Other Funds	\$239,844	12.0%
<b>Total Operating Funds Expended</b>	<b>\$2,001,048</b>	<b>100.0%</b>

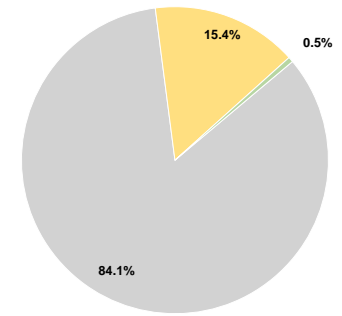
**Sources of Capital Funds Expended**

Fare Revenues	\$0	0.0%
Local Funds	\$0	0.0%
State Funds	\$484,154	84.1%
Federal Assistance	\$88,664	15.4%
Other Funds	\$3,150	0.5%
<b>Total Capital Funds Expended</b>	<b>\$575,968</b>	<b>100.0%</b>

**Operating Funding Sources**



**Capital Funding Sources**



**Modal Characteristics**

**Operation Characteristics**

**Vehicles Operated at Maximum Service**

Mode	Directly Operated	Purchased Transportation	Operating Expenses	Fare Revenues	Uses of Capital Funds	Annual Unlinked Trips	Annual Vehicle Revenue Miles	Annual Vehicle Revenue Hours
Bus	15	-	\$1,635,484	\$383,969	\$575,968	285,443	174,265	20,093
Demand Response	2	-	\$365,564	\$15,507	\$0	7,029	23,278	2,959
<b>Total</b>	<b>17</b>	<b>-</b>	<b>\$2,001,048</b>	<b>\$399,476</b>	<b>\$575,968</b>	<b>292,472</b>	<b>197,543</b>	<b>23,052</b>

**Performance Measures**

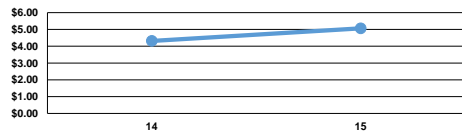
**Service Efficiency**

Mode	Operating Expenses per Vehicle Revenue Mile	Operating Expenses per Vehicle Revenue Hour
Bus	\$9.39	\$81.40
Demand Response	\$15.70	\$123.54
<b>Total</b>	<b>\$10.13</b>	<b>\$86.81</b>

**Service Effectiveness**

Mode	Operating Expenses per Unlinked Passenger Trip	Unlinked Trips per Vehicle Revenue Mile	Unlinked Trips per Vehicle Revenue Hour
Bus	\$5.73	1.6	14.2
Demand Response	\$52.01	0.3	2.4
<b>Total</b>	<b>\$6.84</b>	<b>1.5</b>	<b>12.7</b>

Operating Expense per Vehicle Revenue Mile: Agency Total



Unlinked Passenger Trips per Vehicle Revenue Mile: Agency Total

