

Penquis Community Action Program

2015 Annual Agency Profile

General Information

Service Consumption

302,883 Annual Unlinked Trips (UPT)

Service Supplied

6,276,686 Annual Vehicle Revenue Miles (VRM)
 193,649 Annual Vehicle Revenue Hours (VRH)

Summary of Operating Expenses (OE)

\$11,573,068 Total Operating Expenses

Database Information

NTDID: 1R03-10134
 Reporter Type: Rural General Public Transit

Financial Information

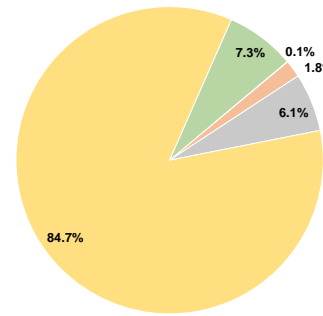
Sources of Operating Funds Expended

Fare Revenues	\$6,255	0.1%
Local Funds	\$210,554	1.8%
State Funds	\$708,785	6.1%
Federal Assistance	\$9,803,220	84.7%
Other Funds	\$844,254	7.3%
Total Operating Funds Expended	\$11,573,068	100.0%

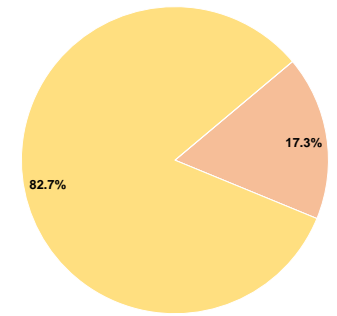
Sources of Capital Funds Expended

Fare Revenues	\$0	0.0%
Local Funds	\$45,552	17.3%
State Funds	\$0	0.0%
Federal Assistance	\$217,432	82.7%
Other Funds	\$0	0.0%
Total Capital Funds Expended	\$262,984	100.0%

Operating Funding Sources



Capital Funding Sources



Modal Characteristics

Operation Characteristics

Vehicles Operated at Maximum Service

Mode	Directly Operated	Purchased Transportation	Operating Expenses	Fare Revenues	Uses of Capital Funds	Annual Unlinked Trips	Annual Vehicle Revenue Miles	Annual Vehicle Revenue Hours
Demand Response - Taxi	-	28	\$2,136,160	\$0	\$0	116,952	1,169,520	46,781
Demand Response	110	-	\$9,436,908	\$6,255	\$262,984	185,931	5,107,166	146,868
Total	110	28	\$11,573,068	\$6,255	\$262,984	302,883	6,276,686	193,649

Performance Measures

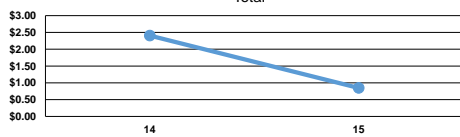
Service Efficiency

Mode	Operating Expenses per Vehicle Revenue Mile	Operating Expenses per Vehicle Revenue Hour
Demand Response - Taxi	\$1.83	\$45.66
Demand Response	\$1.85	\$64.25
Total	\$1.84	\$59.76

Service Effectiveness

Mode	Operating Expenses per Unlinked Passenger Trip	Unlinked Trips per Vehicle Revenue Mile	Unlinked Trips per Vehicle Revenue Hour
Demand Response - Taxi	\$18.27	0.1	2.5
Demand Response	\$50.75	0.0	1.3
Total	\$38.21	0.0	1.6

Operating Expense per Vehicle Revenue Mile: Agency Total



Unlinked Passenger Trips per Vehicle Revenue Mile: Agency Total

