

**General Information**

**Service Consumption**

57,097 Annual Unlinked Trips (UPT)

**Service Supplied**

1,087,613 Annual Vehicle Revenue Miles (VRM)  
 42,042 Annual Vehicle Revenue Hours (VRH)

**Summary of Operating Expenses (OE)**

\$1,388,184 Total Operating Expenses

**Database Information**

NTDID: 1R03-10169  
 Reporter Type: Rural General Public Transit

**Financial Information**

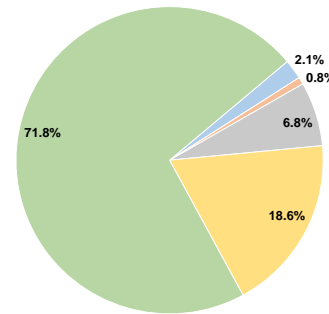
**Sources of Operating Funds Expended**

Fare Revenues	\$28,893	2.1%
Local Funds	\$10,465	0.8%
State Funds	\$93,846	6.8%
Federal Assistance	\$257,930	18.6%
Other Funds	\$997,050	71.8%
<b>Total Operating Funds Expended</b>	<b>\$1,388,184</b>	<b>100.0%</b>

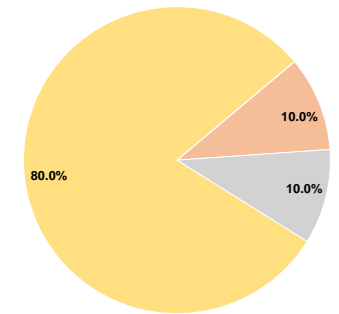
**Sources of Capital Funds Expended**

Fare Revenues	\$0	0.0%
Local Funds	\$7,591	10.0%
State Funds	\$7,591	10.0%
Federal Assistance	\$60,726	80.0%
Other Funds	\$0	0.0%
<b>Total Capital Funds Expended</b>	<b>\$75,908</b>	<b>100.0%</b>

**Operating Funding Sources**



**Capital Funding Sources**



**Modal Characteristics**

**Operation Characteristics**

**Vehicles Operated at Maximum Service**

Mode	Directly Operated	Purchased Transportation	Operating Expenses	Fare Revenues	Uses of Capital Funds	Annual Unlinked Trips	Annual Vehicle Revenue Miles	Annual Vehicle Revenue Hours
Demand Response	39	-	\$1,388,184	\$28,893	\$75,908	57,097	1,087,613	42,042
<b>Total</b>	<b>39</b>	<b>-</b>	<b>\$1,388,184</b>	<b>\$28,893</b>	<b>\$75,908</b>	<b>57,097</b>	<b>1,087,613</b>	<b>42,042</b>

**Performance Measures**

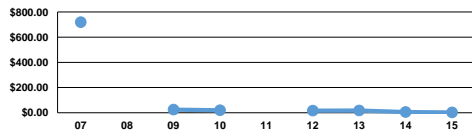
**Service Efficiency**

Mode	Operating Expenses per Vehicle Revenue Mile	Operating Expenses per Vehicle Revenue Hour
Demand Response	\$1.28	\$33.02
<b>Total</b>	<b>\$1.28</b>	<b>\$33.02</b>

**Service Effectiveness**

Mode	Operating Expenses per Unlinked Passenger Trip	Unlinked Trips per Vehicle Revenue Mile	Unlinked Trips per Vehicle Revenue Hour
Demand Response	\$24.31	0.1	1.4
<b>Total</b>	<b>\$24.31</b>	<b>0.1</b>	<b>1.4</b>

Operating Expense per Vehicle Revenue Mile: Agency Total



Unlinked Passenger Trips per Vehicle Revenue Mile: Agency Total

