

# Connecticut River Transit, Inc.

## 2015 Annual Agency Profile

Public Transit Administrator: Ms. Barbara Donovan  
(802) 828-2828

### General Information

#### Service Consumption

1,577,938 Annual Unlinked Trips (UPT)

#### Service Supplied

3,130,365 Annual Vehicle Revenue Miles (VRM)

107,258 Annual Vehicle Revenue Hours (VRH)

#### Summary of Operating Expenses (OE)

\$4,337,034 Total Operating Expenses

#### Database Information

NTDID: 1R06-10141

Reporter Type: Rural General Public Transit

### Financial Information

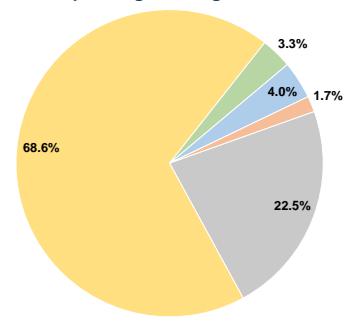
#### Sources of Operating Funds Expended

Fare Revenues	\$172,776	4.0%
Local Funds	\$72,400	1.7%
State Funds	\$976,224	22.5%
Federal Assistance	\$2,974,348	68.6%
Other Funds	\$141,286	3.3%
<b>Total Operating Funds Expended</b>	<b>\$4,337,034</b>	<b>100.0%</b>

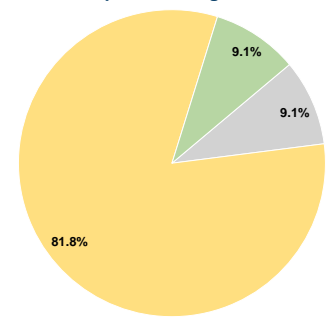
#### Sources of Capital Funds Expended

Fare Revenues	\$0	0.0%
Local Funds	\$0	0.0%
State Funds	\$45,875	9.1%
Federal Assistance	\$412,877	81.8%
Other Funds	\$45,875	9.1%
<b>Total Capital Funds Expended</b>	<b>\$504,627</b>	<b>100.0%</b>

#### Operating Funding Sources



#### Capital Funding Sources



### Modal Characteristics

#### Operation Characteristics

#### Vehicles Operated at Maximum Service

Mode	Directly Operated	Purchased Transportation	Operating Expenses	Fare Revenues	Uses of Capital Funds	Annual Unlinked Trips	Annual Vehicle Revenue Miles	Annual Vehicle Revenue Hours
Bus	10	-	\$1,166,653	\$120,943	\$170,638	101,565	348,807	22,908
Commuter Bus	4	-	\$512,856	\$51,833	\$90,109	41,018	183,952	6,297
Demand Response - Taxi	-	-	\$264,671	\$0	\$0	16,700	0	0
Demand Response	82	-	\$2,392,854	\$0	\$243,880	1,418,655	2,597,606	78,053
<b>Total</b>	<b>96</b>	<b>-</b>	<b>\$4,337,034</b>	<b>\$172,776</b>	<b>\$504,627</b>	<b>1,577,938</b>	<b>3,130,365</b>	<b>107,258</b>

#### Performance Measures


#### Service Efficiency

Mode	Operating Expenses per Vehicle Revenue Mile	Operating Expenses per Vehicle Revenue Hour
Bus	\$3.34	\$50.93
Commuter Bus	\$2.79	\$81.44
Demand Response - Taxi	\$0.92	\$30.66
Demand Response	\$0.92	\$30.66
<b>Total</b>	<b>\$1.39</b>	<b>\$40.44</b>

#### Service Effectiveness

Mode	Operating Expenses per Unlinked Passenger Trip	Unlinked Trips per Vehicle Revenue Mile	Unlinked Trips per Vehicle Revenue Hour
Bus	\$11.49	0.3	4.4
Commuter Bus	\$12.50	0.2	6.5
Demand Response - Taxi	\$15.85		
Demand Response	\$1.69	0.5	18.2
<b>Total</b>	<b>\$2.75</b>	<b>0.5</b>	<b>14.7</b>

Operating Expense per Vehicle Revenue Mile: Agency Total



Unlinked Passenger Trips per Vehicle Revenue Mile: Agency Total

