

**General Information**

**Urbanized Area (UZA) Statistics - 2010 Census**

1 New York-Newark, NY-NJ-CT  
 3,450 **Square Miles**  
 18,351,295 **Population**  
 1 **Pop. Rank out of 498 UZAs**

**Service Area Statistics**

48 **Square Miles**  
 405,116 **Population**

**Service Consumption**

534,692 **Annual Unlinked Trips (UPT)**

**Service Supplied**

822,075 **Annual Vehicle Revenue Miles (VRM)**  
 26,094 **Annual Vehicle Revenue Hours (VRH)**

**Database Information**

**NTDID:** 20160

**Reporter Type:** Reduced Reporter

**Financial Information**

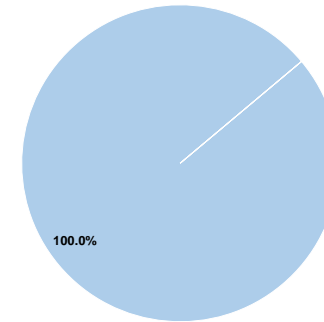
**Sources of Operating Funds Expended**

Fare Revenues	\$4,717,616	100.0%
Local Funds	\$0	0.0%
State Funds	\$0	0.0%
Federal Assistance	\$0	0.0%
Other Funds	\$0	0.0%
<b>Total Operating Funds Expended</b>	<b>\$4,717,616</b>	<b>100.0%</b>

**Sources of Capital Funds Expended**

Fare Revenues	\$0
Local Funds	\$0
State Funds	\$0
Federal Assistance	\$0
Other Funds	\$0
<b>Total Capital Funds Expended</b>	<b>\$0</b>

**Operating Funding Sources**



**Modal Characteristics**

**Operation Characteristics**

**Vehicles Operated at Maximum Service**

Mode	Directly Operated	Purchased Transportation	Operating Expenses	Fare Revenues	Uses of Capital Funds	Annual Unlinked Trips	Annual Vehicle Revenue Miles	Annual Vehicle Revenue Hours	Average Fleet Age in Years <sup>1</sup>
Commuter Bus	23	-	\$4,717,616	\$4,717,616	\$0	534,692	822,075	26,094	12.3
<b>Total</b>	<b>23</b>	<b>-</b>	<b>\$4,717,616</b>	<b>\$4,717,616</b>	<b>\$0</b>	<b>534,692</b>	<b>822,075</b>	<b>26,094</b>	

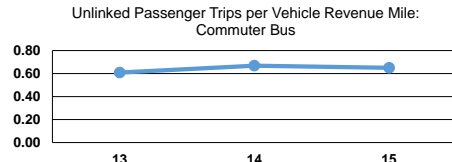
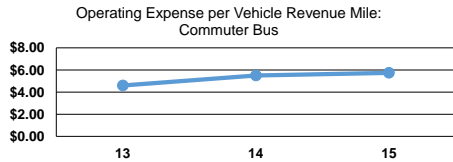
**Performance Measures**

**Service Efficiency**

Mode	Operating Expenses per Vehicle Revenue Mile	Operating Expenses per Vehicle Revenue Hour
Commuter Bus	\$5.74	\$180.79
<b>Total</b>	<b>\$5.74</b>	<b>\$180.79</b>

**Service Effectiveness**

Mode	Operating Expenses per Unlinked Passenger Trip	Unlinked Trips per Vehicle Revenue Mile	Unlinked Trips per Vehicle Revenue Hour
Commuter Bus	\$8.82	0.7	20.5
<b>Total</b>	<b>\$8.82</b>	<b>0.7</b>	<b>20.5</b>



**Notes:**

<sup>1</sup>Demand Response - Taxi (DT) and non-dedicated fleets do not report fleet age data.