

# Village of Kiryas Joel

## 2015 Annual Agency Profile

PO Box 566  
Monroe, NY 10949

Village Administrator: Mr. Gedalye Szegedin  
(845)783-8300

### General Information

#### Urbanized Area (UZA) Statistics - 2010 Census

89 Poughkeepsie-Newburgh, NY-NJ  
327 Square Miles  
423,566 Population  
89 Pop. Rank out of 498 UZAs

#### Service Area Statistics

1 Square Miles  
22,246 Population

#### Service Consumption

128,737 Annual Unlinked Trips (UPT)

#### Service Supplied

85,168 Annual Vehicle Revenue Miles (VRM)  
7,157 Annual Vehicle Revenue Hours (VRH)

#### Database Information

NTDID: 20187

Reporter Type: Reduced Reporter

### Financial Information

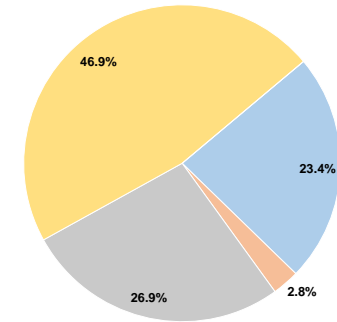
#### Sources of Operating Funds Expended

Fare Revenues	\$146,248	23.4%
Local Funds	\$17,317	2.8%
State Funds	\$168,477	26.9%
Federal Assistance	\$293,551	46.9%
Other Funds	\$0	0.0%
<b>Total Operating Funds Expended</b>	<b>\$625,593</b>	<b>100.0%</b>

#### Sources of Capital Funds Expended

Fare Revenues	\$0
Local Funds	\$0
State Funds	\$0
Federal Assistance	\$0
Other Funds	\$0
<b>Total Capital Funds Expended</b>	<b>\$0</b>

#### Operating Funding Sources



### Modal Characteristics

#### Operation Characteristics

##### Vehicles Operated at Maximum Service

Mode	Directly Operated	Purchased Transportation	Operating Expenses	Fare Revenues	Uses of Capital Funds	Annual Unlinked Trips	Annual Vehicle Revenue Miles	Annual Vehicle Revenue Hours	Average Fleet Age in Years <sup>1</sup>
Bus	4	-	\$625,593	\$146,248	\$0	128,737	85,168	7,157	2.0
<b>Total</b>	<b>4</b>	<b>-</b>	<b>\$625,593</b>	<b>\$146,248</b>	<b>\$0</b>	<b>128,737</b>	<b>85,168</b>	<b>7,157</b>	

#### Performance Measures

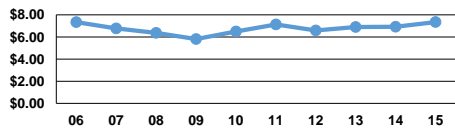
##### Service Efficiency

Mode	Operating Expenses per Vehicle Revenue Mile	Operating Expenses per Vehicle Revenue Hour
Bus	\$7.35	\$87.41
<b>Total</b>	<b>\$7.35</b>	<b>\$87.41</b>

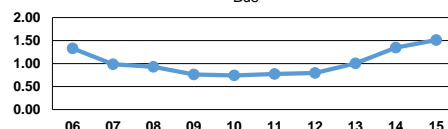
##### Service Effectiveness

Mode	Operating Expenses per Unlinked Passenger Trip	Unlinked Trips per Vehicle Revenue Mile	Unlinked Trips per Vehicle Revenue Hour
Bus	\$4.86	1.5	18.0
<b>Total</b>	<b>\$4.86</b>	<b>1.5</b>	<b>18.0</b>

Operating Expense per Vehicle Revenue Mile: Bus



Unlinked Passenger Trips per Vehicle Revenue Mile: Bus



**Notes:**

<sup>1</sup>Demand Response - Taxi (DT) and non-dedicated fleets do not report fleet age data.