

General Information

Urbanized Area (UZA) Statistics - 2010 Census

150 Atlantic City, NJ
 125 **Square Miles**
 248,402 **Population**
 150 **Pop. Rank out of 498 UZAs**

Other UZAs Served

0 New Jersey Non-UZA; 5 Philadelphia, PA-NJ-DE-MD

Service Area Statistics

1,898 **Square Miles**
 1,525,228 **Population**

Service Consumption

159,446 **Annual Unlinked Trips (UPT)**

Service Supplied

433,357 **Annual Vehicle Revenue Miles (VRM)**
 28,842 **Annual Vehicle Revenue Hours (VRH)**

Database Information

NTDID: 20200

Reporter Type: Reduced Reporter

Financial Information

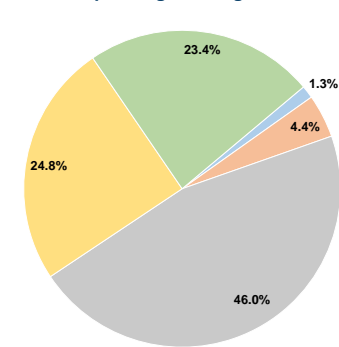
Sources of Operating Funds Expended

Fare Revenues	\$22,728	1.3%
Local Funds	\$77,419	4.4%
State Funds	\$804,651	46.0%
Federal Assistance	\$433,910	24.8%
Other Funds	\$409,769	23.4%
Total Operating Funds Expended	\$1,748,477	100.0%

Sources of Capital Funds Expended

Fare Revenues	\$0
Local Funds	\$0
State Funds	\$0
Federal Assistance	\$0
Other Funds	\$0
Total Capital Funds Expended	\$0

Operating Funding Sources



Modal Characteristics

Operation Characteristics

Vehicles Operated at Maximum Service

Mode	Directly Operated	Purchased Transportation	Operating Expenses	Fare Revenues	Uses of Capital Funds	Annual Unlinked Trips	Annual Vehicle Revenue Miles	Annual Vehicle Revenue Hours	Average Fleet Age in Years ¹
Bus	25	-	\$1,748,477	\$22,728	\$0	159,446	433,357	28,842	4.9
Total	25	-	\$1,748,477	\$22,728	\$0	159,446	433,357	28,842	

Performance Measures

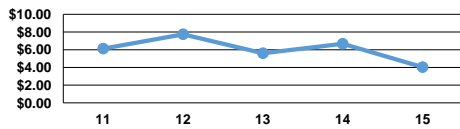
Service Efficiency

Mode	Operating Expenses per Vehicle Revenue Mile	Operating Expenses per Vehicle Revenue Hour
Bus	\$4.03	\$60.62
Total	\$4.03	\$60.62

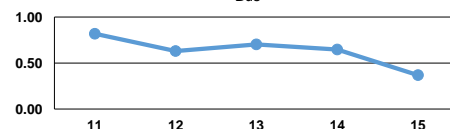
Service Effectiveness

Mode	Operating Expenses per Unlinked Passenger Trip	Unlinked Trips per Vehicle Revenue Mile	Unlinked Trips per Vehicle Revenue Hour
Bus	\$10.97	0.4	5.5
Total	\$10.97	0.4	5.5

Operating Expense per Vehicle Revenue Mile: Bus



Unlinked Passenger Trips per Vehicle Revenue Mile: Bus



Notes:

¹Demand Response - Taxi (DT) and non-dedicated fleets do not report fleet age data.

*This agency has a purchased transportation relationship in which they sell service to County of Burlington (NTDID: 20208), and in which the data are captured in another report for mode MB/PT.