

**Saddle River Trail, Inc.**  
2015 Annual Agency Profile

<http://www.strbus.com/>  
480 Main Ave.  
Suite 8  
Wallington, NJ 07057

Dir. of Federal Funding & Reporting: Mrs. Linda DiGiovanni  
973-491-8074

**General Information**

**Urbanized Area (UZA) Statistics - 2010 Census**

1 New York-Newark, NY-NJ-CT  
3,450 **Square Miles**  
18,351,295 **Population**  
1 **Pop. Rank out of 498 UZAs**

**Service Area Statistics**

68 **Square Miles**  
910,298 **Population**

**Service Consumption**

186,340 **Annual Unlinked Trips (UPT)**

**Service Supplied**

263,365 **Annual Vehicle Revenue Miles (VRM)**  
7,947 **Annual Vehicle Revenue Hours (VRH)**

**Database Information**

NTDID: 20222

Reporter Type: Reduced Reporter

**Financial Information**

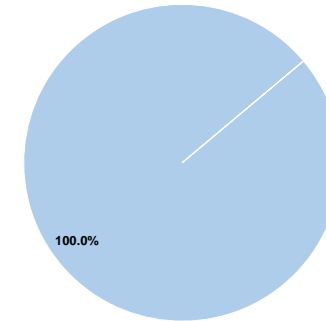
**Sources of Operating Funds Expended**

Fare Revenues	\$1,196,303	100.0%
Local Funds	\$0	0.0%
State Funds	\$0	0.0%
Federal Assistance	\$0	0.0%
Other Funds	\$0	0.0%
<b>Total Operating Funds Expended</b>	<b>\$1,196,303</b>	<b>100.0%</b>

**Sources of Capital Funds Expended**

Fare Revenues	\$0
Local Funds	\$0
State Funds	\$0
Federal Assistance	\$0
Other Funds	\$0
<b>Total Capital Funds Expended</b>	<b>\$0</b>

**Operating Funding Sources**



**Modal Characteristics**

**Operation Characteristics**

**Vehicles Operated at Maximum Service**

Mode	Directly Operated	Purchased Transportation	Operating Expenses	Fare Revenues	Uses of Capital Funds	Annual Unlinked Trips	Annual Vehicle Revenue Miles	Annual Vehicle Revenue Hours	Average Fleet Age in Years <sup>1</sup>
Commuter Bus	7	-	\$1,196,303	\$1,196,303	\$0	186,340	263,365	7,947	12.0
<b>Total</b>	<b>7</b>	<b>-</b>	<b>\$1,196,303</b>	<b>\$1,196,303</b>	<b>\$0</b>	<b>186,340</b>	<b>263,365</b>	<b>7,947</b>	

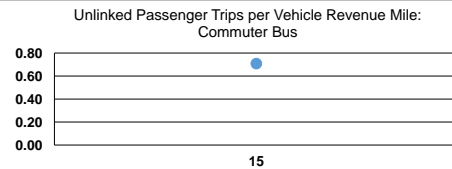
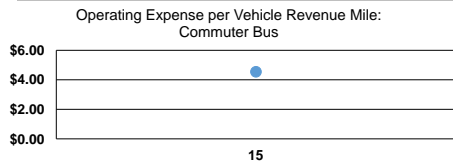
**Performance Measures**

**Service Efficiency**

Mode	Operating Expenses per Vehicle Revenue Mile	Operating Expenses per Vehicle Revenue Hour
Commuter Bus	\$4.54	\$150.54
<b>Total</b>	<b>\$4.54</b>	<b>\$150.54</b>

**Service Effectiveness**

Mode	Operating Expenses per Unlinked Passenger Trip	Unlinked Trips per Vehicle Revenue Mile	Unlinked Trips per Vehicle Revenue Hour
Commuter Bus	\$6.42	0.7	23.4
<b>Total</b>	<b>\$6.42</b>	<b>0.7</b>	<b>23.4</b>



**Notes:**

<sup>1</sup>Demand Response - Taxi (DT) and non-dedicated fleets do not report fleet age data.