

General Information

Federally Recognized Tribal Statistical Areas
 180 Oil Springs Reservation, NY; 36 Cattaraugus Reservation, NY; 4 Allegany Reservation, NY

Service Consumption
 8,806 Annual Unlinked Trips (UPT)

Service Supplied
 180,415 Annual Vehicle Revenue Miles (VRM)
 6,002 Annual Vehicle Revenue Hours (VRH)

Database Information
 NTDID: 22929
 Reporter Type: Tribal Reporter

Financial Information

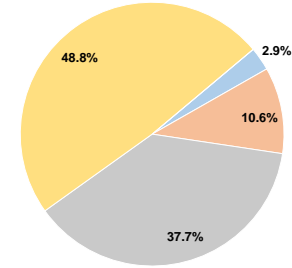
Sources of Operating Funds Expended

Fare Revenues	\$11,529	2.9%
Local Funds	\$42,456	10.6%
State Funds	\$151,150	37.7%
Federal Assistance	\$195,300	48.8%
Other Funds	\$0	0.0%
Total Operating Funds Expended	\$400,435	100.0%

Sources of Capital Funds Expended

Fare Revenues	\$0
Local Funds	\$0
State Funds	\$0
Federal Assistance	\$0
Other Funds	\$0
Total Capital Funds Expended	\$0

Operating Funding Sources



Modal Characteristics

Operation Characteristics

Vehicles Operated at Maximum Service

Mode	Directly Operated	Purchased Transportation	Operating Expenses	Fare Revenues	Uses of Capital Funds	Annual Unlinked Trips	Annual Vehicle Revenue Miles	Annual Vehicle Revenue Hours	Average Fleet Age in Years ¹
Bus	-	2	\$376,154	\$11,529	\$0	8,806	180,415	6,002	
Total	-	2	\$376,154	\$11,529	\$0	8,806	180,415	6,002	

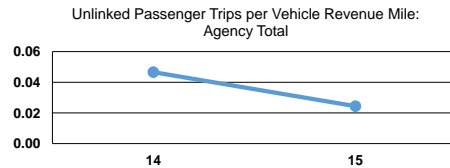
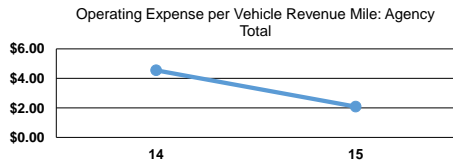
Performance Measures

Service Efficiency

Mode	Operating Expenses per Vehicle Revenue Mile	Operating Expenses per Vehicle Revenue Hour
Bus	\$2.08	\$62.67
Total	\$2.08	\$62.67

Service Effectiveness

Mode	Operating Expenses per Unlinked Passenger Trip	Unlinked Trips per Vehicle Revenue Mile	Unlinked Trips per Vehicle Revenue Hour
Bus	\$42.72	0.0	1.5
Total	\$42.72	0.0	1.5



Notes:

¹Demand Response - Taxi (DT) and non-dedicated fleets do not report fleet age data.

*This agency has a purchased transportation relationship in which they buy service from First Transit-Olean (NTDID: 20975), and in which the data are captured in another report for mode MB/PT.