

**General Information**

**Service Consumption**

139,162 Annual Unlinked Trips (UPT)

**Service Supplied**

602,944 Annual Vehicle Revenue Miles (VRM)  
 35,220 Annual Vehicle Revenue Hours (VRH)

**Summary of Operating Expenses (OE)**

\$1,419,245 Total Operating Expenses

**Database Information**

NTDID: 2R01-20928  
 Reporter Type: Rural General Public Transit

**Financial Information**

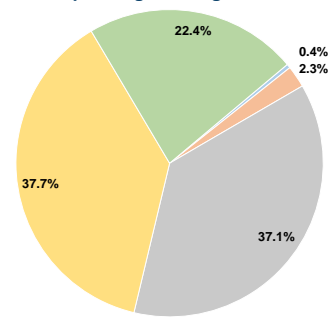
**Sources of Operating Funds Expended**

Fare Revenues	\$5,982	0.4%
Local Funds	\$32,717	2.3%
State Funds	\$526,779	37.1%
Federal Assistance	\$535,753	37.7%
Other Funds	\$318,014	22.4%
<b>Total Operating Funds Expended</b>	<b>\$1,419,245</b>	<b>100.0%</b>

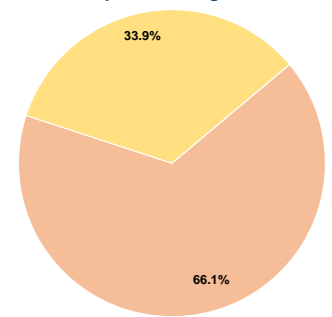
**Sources of Capital Funds Expended**

Fare Revenues	\$0	0.0%
Local Funds	\$91,182	66.1%
State Funds	\$0	0.0%
Federal Assistance	\$46,670	33.9%
Other Funds	\$0	0.0%
<b>Total Capital Funds Expended</b>	<b>\$137,852</b>	<b>100.0%</b>

**Operating Funding Sources**



**Capital Funding Sources**



**Modal Characteristics**

**Operation Characteristics**

**Vehicles Operated at Maximum Service**

Mode	Directly Operated	Purchased Transportation	Operating Expenses	Fare Revenues	Uses of Capital Funds	Annual Unlinked Trips	Annual Vehicle Revenue Miles	Annual Vehicle Revenue Hours
Bus	7	-	\$368,920	\$0	\$0	65,342	268,769	8,475
Demand Response	19	-	\$1,050,325	\$5,982	\$137,852	73,820	334,175	26,745
<b>Total</b>	<b>26</b>	<b>-</b>	<b>\$1,419,245</b>	<b>\$5,982</b>	<b>\$137,852</b>	<b>139,162</b>	<b>602,944</b>	<b>35,220</b>

**Performance Measures**


**Service Efficiency**

Mode	Operating Expenses per Vehicle Revenue Mile	Operating Expenses per Vehicle Revenue Hour
Bus	\$1.37	\$43.53
Demand Response	\$3.14	\$39.27
<b>Total</b>	<b>\$2.35</b>	<b>\$40.30</b>

**Service Effectiveness**

Mode	Operating Expenses per Unlinked Passenger Trip	Unlinked Trips per Vehicle Revenue Mile	Unlinked Trips per Vehicle Revenue Hour
Bus	\$5.65	0.2	7.7
Demand Response	\$14.23	0.2	2.8
<b>Total</b>	<b>\$10.20</b>	<b>0.2</b>	<b>4.0</b>

Operating Expense per Vehicle Revenue Mile: Agency Total



Unlinked Passenger Trips per Vehicle Revenue Mile: Agency Total

