

General Information

Urbanized Area (UZA) Statistics - 2010 Census

189 Hagerstown, MD-WV-PA
 133 Square Miles
 182,696 Population
 189 Pop. Rank out of 498 UZAs

Service Area Statistics

70 Square Miles
 48,220 Population

Service Consumption

453,619 Annual Unlinked Trips (UPT)

Service Supplied

474,990 Annual Vehicle Revenue Miles (VRM)
 31,005 Annual Vehicle Revenue Hours (VRH)

Database Information

NTDID: 30042

Reporter Type: Reduced Reporter

Financial Information

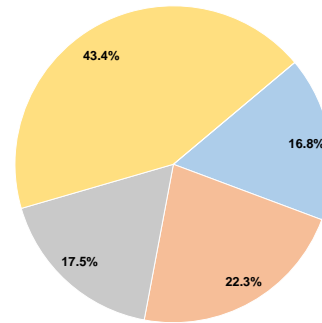
Sources of Operating Funds Expended

Fare Revenues	\$347,763	16.8%
Local Funds	\$460,621	22.3%
State Funds	\$363,155	17.5%
Federal Assistance	\$897,777	43.4%
Other Funds	\$0	0.0%
Total Operating Funds Expended	\$2,069,316	100.0%

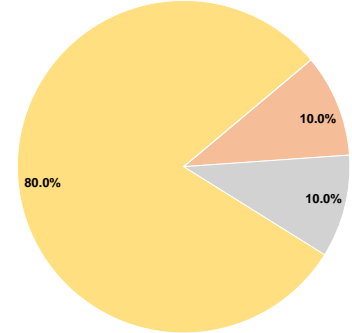
Sources of Capital Funds Expended

Fare Revenues	\$0	0.0%
Local Funds	\$43,908	10.0%
State Funds	\$43,908	10.0%
Federal Assistance	\$351,265	80.0%
Other Funds	\$0	0.0%
Total Capital Funds Expended	\$439,081	100.0%

Operating Funding Sources



Capital Funding Sources



Modal Characteristics

Operation Characteristics

Vehicles Operated at Maximum Service

Mode	Directly Operated	Purchased Transportation	Operating Expenses	Fare Revenues	Uses of Capital Funds	Annual Unlinked Trips	Annual Vehicle Revenue Miles	Annual Vehicle Revenue Hours	Average Fleet Age in Years ¹
Bus	8	-	\$1,843,857	\$329,412	\$439,081	440,630	407,376	26,565	6.8
Demand Response	2	-	\$225,459	\$18,351	\$0	12,989	67,614	4,440	7.3
Total	10	-	\$2,069,316	\$347,763	\$439,081	453,619	474,990	31,005	

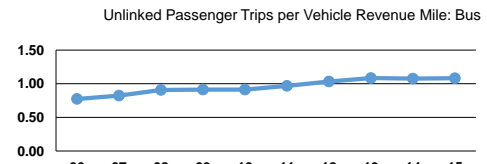
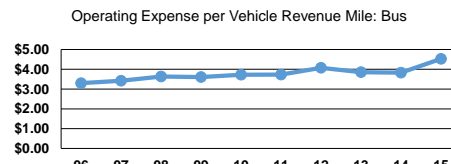
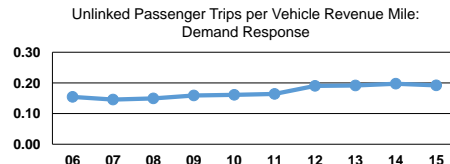
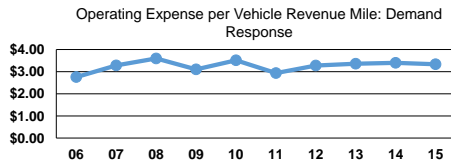
Performance Measures

Service Efficiency

Mode	Operating Expenses per Vehicle Revenue Mile	Operating Expenses per Vehicle Revenue Hour
Bus	\$4.53	\$69.41
Demand Response	\$3.33	\$50.78
Total	\$4.36	\$66.74

Service Effectiveness

Mode	Operating Expenses per Unlinked Passenger Trip	Unlinked Trips per Vehicle Revenue Mile	Unlinked Trips per Vehicle Revenue Hour
Bus	\$4.18	1.1	16.6
Demand Response	\$17.36	0.2	2.9
Total	\$4.56	1.0	14.6



Notes:

¹Demand Response - Taxi (DT) and non-dedicated fleets do not report fleet age data.