

**General Information**

**Urbanized Area (UZA) Statistics - 2010 Census**

389 Weirton-Steubenville, WV-OH-PA  
 51 **Square Miles**  
 70,889 **Population**  
 389 **Pop. Rank out of 498 UZAs**

**Service Area Statistics**

19 **Square Miles**  
 19,746 **Population**

**Service Consumption**

55,732 **Annual Unlinked Trips (UPT)**

**Service Supplied**

136,429 **Annual Vehicle Revenue Miles (VRM)**  
 9,792 **Annual Vehicle Revenue Hours (VRH)**

**Database Information**

NTDID: 30066

Reporter Type: Reduced Reporter

**Financial Information**

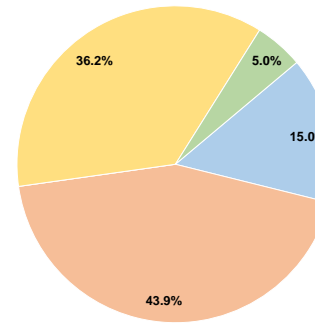
**Sources of Operating Funds Expended**

Fare Revenues	\$70,169	15.0%
Local Funds	\$205,320	43.9%
State Funds	\$0	0.0%
Federal Assistance	\$169,176	36.2%
Other Funds	\$23,243	5.0%
<b>Total Operating Funds Expended</b>	<b>\$467,908</b>	<b>100.0%</b>

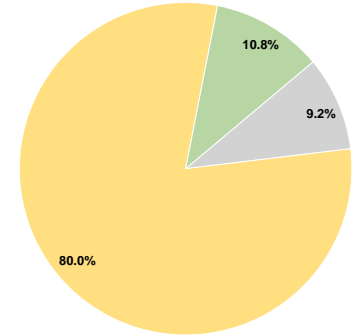
**Sources of Capital Funds Expended**

Fare Revenues	\$0	0.0%
Local Funds	\$0	0.0%
State Funds	\$7,648	9.2%
Federal Assistance	\$66,539	80.0%
Other Funds	\$8,987	10.8%
<b>Total Capital Funds Expended</b>	<b>\$83,174</b>	<b>100.0%</b>

**Operating Funding Sources**



**Capital Funding Sources**



**Modal Characteristics**

**Operation Characteristics**

**Vehicles Operated at Maximum Service**

Mode	Directly Operated	Purchased Transportation	Operating Expenses	Fare Revenues	Uses of Capital Funds	Annual Unlinked Trips	Annual Vehicle Revenue Miles	Annual Vehicle Revenue Hours	Average Fleet Age in Years <sup>1</sup>
Bus	4	-	\$467,908	\$70,169	\$83,174	55,732	136,429	9,792	3.3
<b>Total</b>	<b>4</b>	<b>-</b>	<b>\$467,908</b>	<b>\$70,169</b>	<b>\$83,174</b>	<b>55,732</b>	<b>136,429</b>	<b>9,792</b>	

**Performance Measures**

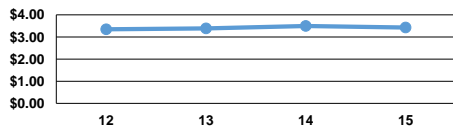
**Service Efficiency**

Mode	Operating Expenses per Vehicle Revenue Mile	Operating Expenses per Vehicle Revenue Hour
Bus	\$3.43	\$47.78
<b>Total</b>	<b>\$3.43</b>	<b>\$47.78</b>

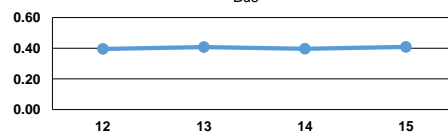
**Service Effectiveness**

Mode	Operating Expenses per Unlinked Passenger Trip	Unlinked Trips per Vehicle Revenue Mile	Unlinked Trips per Vehicle Revenue Hour
Bus	\$8.40	0.4	5.7
<b>Total</b>	<b>\$8.40</b>	<b>0.4</b>	<b>5.7</b>

Operating Expense per Vehicle Revenue Mile: Bus



Unlinked Passenger Trips per Vehicle Revenue Mile: Bus



**Notes:**

<sup>1</sup>Demand Response - Taxi (DT) and non-dedicated fleets do not report fleet age data.