

General Information

Urbanized Area (UZA) Statistics - 2010 Census

189 Hagerstown, MD-WV-PA
 133 **Square Miles**
 182,696 **Population**
 189 **Pop. Rank out of 498 UZAs**

Other UZAs Served

0 West Virginia Non-UZA

Service Area Statistics

527 **Square Miles**
 166,210 **Population**

Service Consumption

180,940 **Annual Unlinked Trips (UPT)**

Service Supplied

365,093 **Annual Vehicle Revenue Miles (VRM)**
 21,302 **Annual Vehicle Revenue Hours (VRH)**

Database Information

NTDID: 30090

Reporter Type: Reduced Reporter

Financial Information

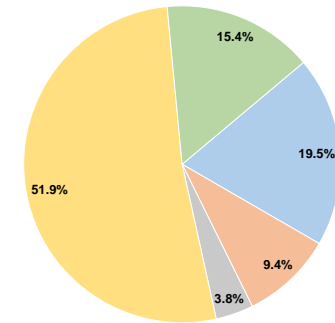
Sources of Operating Funds Expended

Fare Revenues	\$288,842	19.5%
Local Funds	\$138,823	9.4%
State Funds	\$57,125	3.8%
Federal Assistance	\$771,071	51.9%
Other Funds	\$228,596	15.4%
Total Operating Funds Expended	\$1,484,457	100.0%

Sources of Capital Funds Expended

Fare Revenues	\$0
Local Funds	\$0
State Funds	\$0
Federal Assistance	\$0
Other Funds	\$0
Total Capital Funds Expended	\$0

Operating Funding Sources



Modal Characteristics

Operation Characteristics

Vehicles Operated at Maximum Service

Mode	Directly Operated	Purchased Transportation	Operating Expenses	Fare Revenues	Uses of Capital Funds	Annual Unlinked Trips	Annual Vehicle Revenue Miles	Annual Vehicle Revenue Hours	Average Fleet Age in Years ¹
Bus	15	-	\$1,262,023	\$280,170	\$0	171,542	295,303	16,081	5.7
Demand Response	2	-	\$222,434	\$8,672	\$0	9,398	69,790	5,221	2.0
Total	17	-	\$1,484,457	\$288,842	\$0	180,940	365,093	21,302	

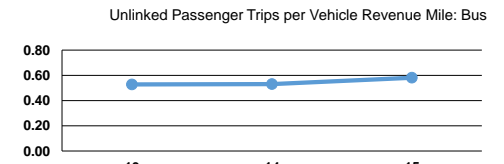
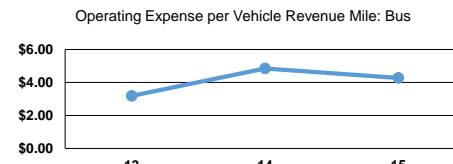
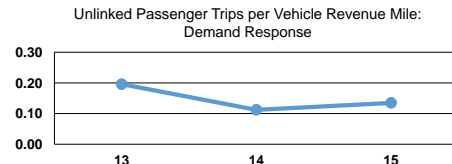
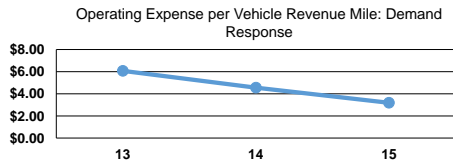
Performance Measures

Service Efficiency

Mode	Operating Expenses per Vehicle Revenue Mile	Operating Expenses per Vehicle Revenue Hour
Bus	\$4.27	\$78.48
Demand Response	\$3.19	\$42.60
Total	\$4.07	\$69.69

Service Effectiveness

Mode	Operating Expenses per Unlinked Passenger Trip	Unlinked Trips per Vehicle Revenue Mile	Unlinked Trips per Vehicle Revenue Hour
Bus	\$7.36	0.6	10.7
Demand Response	\$23.67	0.1	1.8
Total	\$8.20	0.5	8.5



Notes:

¹Demand Response - Taxi (DT) and non-dedicated fleets do not report fleet age data.