

The County Commissioners of Caroline County, Maryland

2015 Annual Agency Profile

Financial Analyst: Mr. Mark Baskin
(410) 767-3734

General Information

Service Consumption

110,099 Annual Unlinked Trips (UPT)

Service Supplied

677,863 Annual Vehicle Revenue Miles (VRM)

40,802 Annual Vehicle Revenue Hours (VRH)

Summary of Operating Expenses (OE)

\$1,845,220 Total Operating Expenses

Database Information

NTDID: 3R03-30186

Reporter Type: Rural General Public Transit

Financial Information

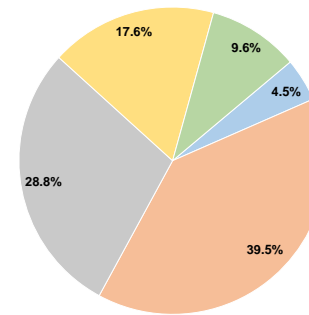
Sources of Operating Funds Expended

Fare Revenues	\$83,730	4.5%
Local Funds	\$728,967	39.5%
State Funds	\$531,365	28.8%
Federal Assistance	\$324,196	17.6%
Other Funds	\$176,962	9.6%
Total Operating Funds Expended	\$1,845,220	100.0%

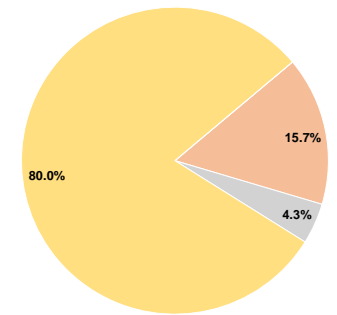
Sources of Capital Funds Expended

Fare Revenues	\$0	0.0%
Local Funds	\$24,884	15.7%
State Funds	\$6,812	4.3%
Federal Assistance	\$126,783	80.0%
Other Funds	\$0	0.0%
Total Capital Funds Expended	\$158,479	100.0%

Operating Funding Sources



Capital Funding Sources



Modal Characteristics

Operation Characteristics

Vehicles Operated at Maximum Service

Mode	Directly Operated	Purchased Transportation	Operating Expenses	Fare Revenues	Uses of Capital Funds	Annual Unlinked Trips	Annual Vehicle Revenue Miles	Annual Vehicle Revenue Hours
Bus	22	-	\$1,032,325	\$48,690	\$68,120	45,905	322,812	18,350
Demand Response	10	-	\$812,895	\$35,040	\$90,360	64,194	355,051	22,452
Total	32	-	\$1,845,220	\$83,730	\$158,480	110,099	677,863	40,802

Performance Measures

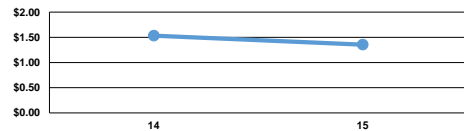
Service Efficiency

Mode	Operating Expenses per Vehicle Revenue Mile	Operating Expenses per Vehicle Revenue Hour
Bus	\$3.20	\$56.26
Demand Response	\$2.29	\$36.21
Total	\$2.72	\$45.22

Service Effectiveness

Mode	Operating Expenses per Unlinked Passenger Trip	Unlinked Trips per Vehicle Revenue Mile	Unlinked Trips per Vehicle Revenue Hour
Bus	\$22.49	0.1	2.5
Demand Response	\$12.66	0.2	2.9
Total	\$16.76	0.2	2.7

Operating Expense per Vehicle Revenue Mile: Agency Total



Unlinked Passenger Trips per Vehicle Revenue Mile: Agency Total

