

**General Information**

**Service Consumption**

33,270 Annual Unlinked Trips (UPT)

**Service Supplied**

279,966 Annual Vehicle Revenue Miles (VRM)  
 19,994 Annual Vehicle Revenue Hours (VRH)

**Summary of Operating Expenses (OE)**

\$899,585 Total Operating Expenses

**Database Information**

NTDID: 3R03-30192  
 Reporter Type: Rural General Public Transit

**Financial Information**

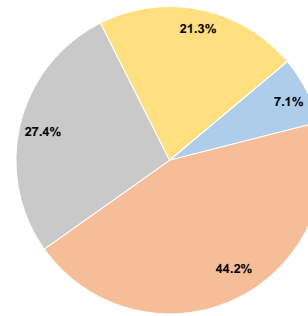
**Sources of Operating Funds Expended**

Fare Revenues	\$64,200	7.1%
Local Funds	\$397,259	44.2%
State Funds	\$246,389	27.4%
Federal Assistance	\$191,737	21.3%
Other Funds	\$0	0.0%
<b>Total Operating Funds Expended</b>	<b>\$899,585</b>	<b>100.0%</b>

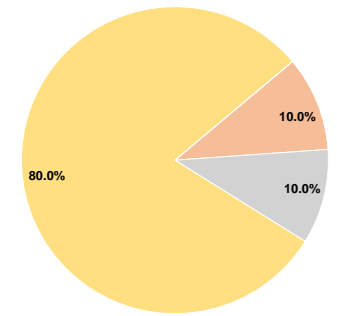
**Sources of Capital Funds Expended**

Fare Revenues	\$0	0.0%
Local Funds	\$4,500	10.0%
State Funds	\$4,500	10.0%
Federal Assistance	\$36,027	80.0%
Other Funds	\$0	0.0%
<b>Total Capital Funds Expended</b>	<b>\$45,027</b>	<b>100.0%</b>

**Operating Funding Sources**



**Capital Funding Sources**



**Modal Characteristics**

**Operation Characteristics**

**Vehicles Operated at Maximum Service**

Mode	Directly Operated	Purchased Transportation	Operating Expenses	Fare Revenues	Uses of Capital Funds	Annual Unlinked Trips	Annual Vehicle Revenue Miles	Annual Vehicle Revenue Hours
Bus	3	-	\$618,702	\$43,009	\$0	20,590	184,538	9,640
Demand Response	12	-	\$280,883	\$21,191	\$45,027	12,680	95,428	10,354
<b>Total</b>	<b>15</b>	<b>-</b>	<b>\$899,585</b>	<b>\$64,200</b>	<b>\$45,027</b>	<b>33,270</b>	<b>279,966</b>	<b>19,994</b>

**Performance Measures**


**Service Efficiency**

Mode	Operating Expenses per Vehicle Revenue Mile	Operating Expenses per Vehicle Revenue Hour
Bus	\$3.35	\$64.18
Demand Response	\$2.94	\$27.13
<b>Total</b>	<b>\$3.21</b>	<b>\$44.99</b>

**Service Effectiveness**

Mode	Operating Expenses per Unlinked Passenger Trip	Unlinked Trips per Vehicle Revenue Mile	Unlinked Trips per Vehicle Revenue Hour
Bus	\$30.05	0.1	2.1
Demand Response	\$22.15	0.1	1.2
<b>Total</b>	<b>\$27.04</b>	<b>0.1</b>	<b>1.7</b>

Operating Expense per Vehicle Revenue Mile: Agency Total



Unlinked Passenger Trips per Vehicle Revenue Mile: Agency Total

