

Butler Transit Authority

2015 Annual Agency Profile

<http://www.butlertransit.com>
 130 Hollywood Drive
 Suite 101
 Butler, PA 16001

Mass Transit Manager: Mr. Robert Sharp
 717-783-9461

General Information

Service Consumption

200,293 Annual Unlinked Trips (UPT)

Service Supplied

186,244 Annual Vehicle Revenue Miles (VRM)
 14,611 Annual Vehicle Revenue Hours (VRH)

Summary of Operating Expenses (OE)

\$1,724,575 Total Operating Expenses

Database Information

NTDID: 3R04-30141

Reporter Type: Rural General Public Transit

Financial Information

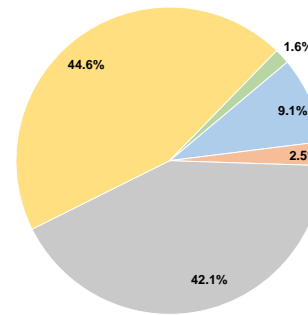
Sources of Operating Funds Expended

Fare Revenues	\$157,395	9.1%
Local Funds	\$43,124	2.5%
State Funds	\$726,607	42.1%
Federal Assistance	\$769,730	44.6%
Other Funds	\$27,719	1.6%
Total Operating Funds Expended	\$1,724,575	100.0%

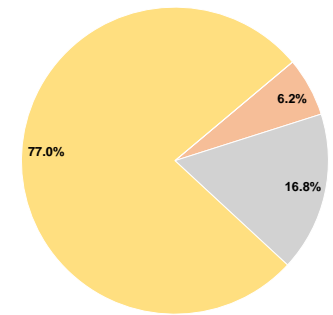
Sources of Capital Funds Expended

Fare Revenues	\$0	0.0%
Local Funds	\$8,566	6.2%
State Funds	\$23,174	16.8%
Federal Assistance	\$106,242	77.0%
Other Funds	\$0	0.0%
Total Capital Funds Expended	\$137,982	100.0%

Operating Funding Sources



Capital Funding Sources



Modal Characteristics

Operation Characteristics

Vehicles Operated at Maximum Service

Mode	Directly Operated	Purchased Transportation	Operating Expenses	Fare Revenues	Uses of Capital Funds	Annual Unlinked Trips	Annual Vehicle Revenue Miles	Annual Vehicle Revenue Hours
Bus	-	4	\$1,705,073	\$155,445	\$137,983	198,993	178,755	14,272
Demand Response	-	15	\$19,502	\$1,950	\$0	1,300	7,489	339
Total	-	19	\$1,724,575	\$157,395	\$137,983	200,293	186,244	14,611

Performance Measures

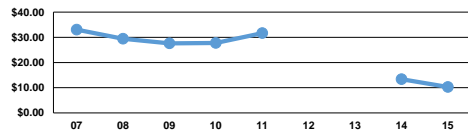
Service Efficiency

Mode	Operating Expenses per Vehicle Revenue Mile	Operating Expenses per Vehicle Revenue Hour
Bus	\$9.54	\$119.47
Demand Response	\$2.60	\$57.53
Total	\$9.26	\$118.03

Service Effectiveness

Mode	Operating Expenses per Unlinked Passenger Trip	Unlinked Trips per Vehicle Revenue Mile	Unlinked Trips per Vehicle Revenue Hour
Bus	\$8.57	1.1	13.9
Demand Response	\$15.00	0.2	3.8
Total	\$8.61	1.1	13.7

Operating Expense per Vehicle Revenue Mile: Agency Total



Unlinked Passenger Trips per Vehicle Revenue Mile: Agency Total

