

**General Information**

**Service Consumption**

224,900 Annual Unlinked Trips (UPT)

**Service Supplied**

616,248 Annual Vehicle Revenue Miles (VRM)  
 35,382 Annual Vehicle Revenue Hours (VRH)

**Summary of Operating Expenses (OE)**

\$1,203,308 Total Operating Expenses

**Database Information**

NTDID: 3R05-30121  
 Reporter Type: Rural General Public Transit

**Financial Information**

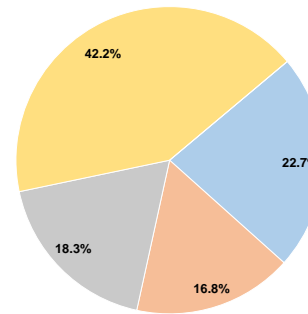
**Sources of Operating Funds Expended**

Fare Revenues	\$273,582	22.7%
Local Funds	\$202,264	16.8%
State Funds	\$220,000	18.3%
Federal Assistance	\$507,462	42.2%
Other Funds	\$0	0.0%
<b>Total Operating Funds Expended</b>	<b>\$1,203,308</b>	<b>100.0%</b>

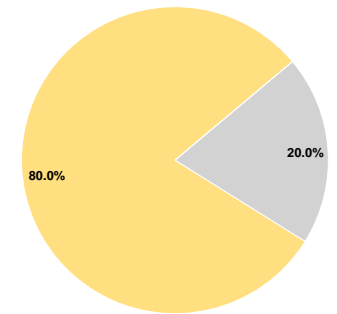
**Sources of Capital Funds Expended**

Fare Revenues	\$0	0.0%
Local Funds	\$0	0.0%
State Funds	\$54,536	20.0%
Federal Assistance	\$218,143	80.0%
Other Funds	\$0	0.0%
<b>Total Capital Funds Expended</b>	<b>\$272,679</b>	<b>100.0%</b>

**Operating Funding Sources**



**Capital Funding Sources**



**Modal Characteristics**

**Operation Characteristics**

**Vehicles Operated at Maximum Service**

Mode	Directly Operated	Purchased Transportation	Operating Expenses	Fare Revenues	Uses of Capital Funds	Annual Unlinked Trips	Annual Vehicle Revenue Miles	Annual Vehicle Revenue Hours
Bus	13	-	\$661,819	\$150,470	\$149,973	209,157	320,449	20,522
Demand Response	7	-	\$541,489	\$123,112	\$122,706	15,743	295,799	14,860
<b>Total</b>	<b>20</b>	<b>-</b>	<b>\$1,203,308</b>	<b>\$273,582</b>	<b>\$272,679</b>	<b>224,900</b>	<b>616,248</b>	<b>35,382</b>

**Performance Measures**

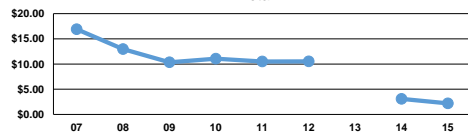
**Service Efficiency**

Mode	Operating Expenses per Vehicle Revenue Mile	Operating Expenses per Vehicle Revenue Hour
Bus	\$2.07	\$32.25
Demand Response	\$1.83	\$36.44
<b>Total</b>	<b>\$1.95</b>	<b>\$34.01</b>

**Service Effectiveness**

Mode	Operating Expenses per Unlinked Passenger Trip	Unlinked Trips per Vehicle Revenue Mile	Unlinked Trips per Vehicle Revenue Hour
Bus	\$3.16	0.7	10.2
Demand Response	\$34.40	0.1	1.1
<b>Total</b>	<b>\$5.35</b>	<b>0.4</b>	<b>6.4</b>

Operating Expense per Vehicle Revenue Mile: Agency Total



Unlinked Passenger Trips per Vehicle Revenue Mile: Agency Total

