

**General Information**

**Service Consumption**

87,085 Annual Unlinked Trips (UPT)

**Service Supplied**

670,859 Annual Vehicle Revenue Miles (VRM)  
 23,058 Annual Vehicle Revenue Hours (VRH)

**Summary of Operating Expenses (OE)**

\$990,851 Total Operating Expenses

**Database Information**

NTDID: 3R05-30183  
 Reporter Type: Rural General Public Transit

**Financial Information**

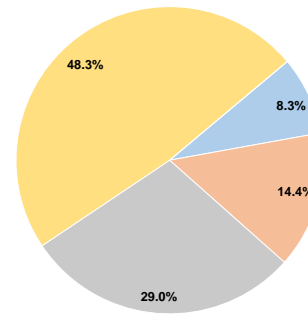
**Sources of Operating Funds Expended**

Fare Revenues	\$81,840	8.3%
Local Funds	\$142,821	14.4%
State Funds	\$287,700	29.0%
Federal Assistance	\$478,490	48.3%
Other Funds	\$0	0.0%
<b>Total Operating Funds Expended</b>	<b>\$990,851</b>	<b>100.0%</b>

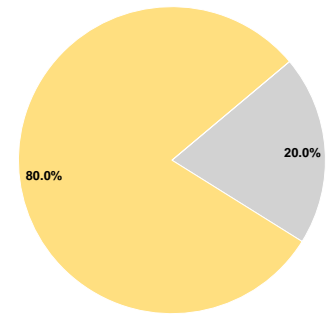
**Sources of Capital Funds Expended**

Fare Revenues	\$0	0.0%
Local Funds	\$0	0.0%
State Funds	\$45,378	20.0%
Federal Assistance	\$181,512	80.0%
Other Funds	\$0	0.0%
<b>Total Capital Funds Expended</b>	<b>\$226,890</b>	<b>100.0%</b>

**Operating Funding Sources**



**Capital Funding Sources**



**Modal Characteristics**

**Operation Characteristics**

**Vehicles Operated at Maximum Service**

Mode	Directly Operated	Purchased Transportation	Operating Expenses	Fare Revenues	Uses of Capital Funds	Annual Unlinked Trips	Annual Vehicle Revenue Miles	Annual Vehicle Revenue Hours
Bus	10	-	\$909,106	\$75,088	\$208,172	79,900	615,513	21,156
Demand Response	4	-	\$81,745	\$6,752	\$18,718	7,185	55,346	1,902
<b>Total</b>	<b>14</b>	<b>-</b>	<b>\$990,851</b>	<b>\$81,840</b>	<b>\$226,890</b>	<b>87,085</b>	<b>670,859</b>	<b>23,058</b>

**Performance Measures**

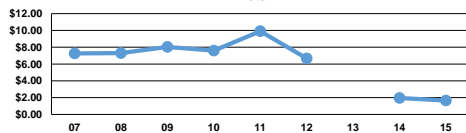
**Service Efficiency**

Mode	Operating Expenses per Vehicle Revenue Mile	Operating Expenses per Vehicle Revenue Hour
Bus	\$1.48	\$42.97
Demand Response	\$1.48	\$42.98
<b>Total</b>	<b>\$1.48</b>	<b>\$42.97</b>

**Service Effectiveness**

Mode	Operating Expenses per Unlinked Passenger Trip	Unlinked Trips per Vehicle Revenue Mile	Unlinked Trips per Vehicle Revenue Hour
Bus	\$11.38	0.1	3.8
Demand Response	\$11.38	0.1	3.8
<b>Total</b>	<b>\$11.38</b>	<b>0.1</b>	<b>3.8</b>

Operating Expense per Vehicle Revenue Mile: Agency Total



Unlinked Passenger Trips per Vehicle Revenue Mile: Agency Total

