

**General Information**

**Service Consumption**

24,449 Annual Unlinked Trips (UPT)

**Service Supplied**

47,648 Annual Vehicle Revenue Miles (VRM)  
 3,035 Annual Vehicle Revenue Hours (VRH)

**Summary of Operating Expenses (OE)**

\$90,751 Total Operating Expenses

**Database Information**

NTDID: 3R06-30157

Reporter Type: Rural General Public Transit

**Financial Information**

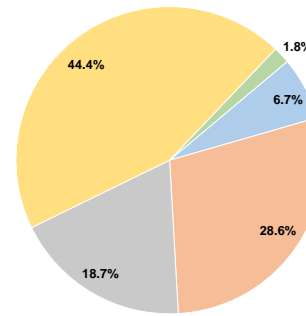
**Sources of Operating Funds Expended**

Fare Revenues	\$6,036	6.7%
Local Funds	\$25,916	28.6%
State Funds	\$16,948	18.7%
Federal Assistance	\$40,251	44.4%
Other Funds	\$1,600	1.8%
<b>Total Operating Funds Expended</b>	<b>\$90,751</b>	<b>100.0%</b>

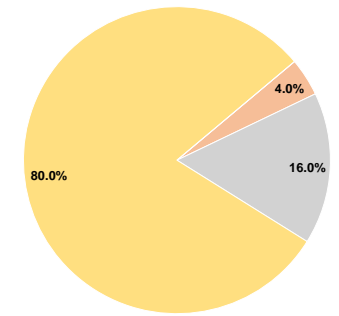
**Sources of Capital Funds Expended**

Fare Revenues	\$0	0.0%
Local Funds	\$946	4.0%
State Funds	\$3,782	16.0%
Federal Assistance	\$18,911	80.0%
Other Funds	\$0	0.0%
<b>Total Capital Funds Expended</b>	<b>\$23,639</b>	<b>100.0%</b>

**Operating Funding Sources**



**Capital Funding Sources**



**Modal Characteristics**

**Operation Characteristics**

**Vehicles Operated at Maximum Service**

Mode	Directly Operated	Purchased Transportation	Operating Expenses	Fare Revenues	Uses of Capital Funds	Annual Unlinked Trips	Annual Vehicle Revenue Miles	Annual Vehicle Revenue Hours
Bus	2	-	\$90,751	\$6,036	\$23,639	24,449	47,648	3,035
<b>Total</b>	<b>2</b>	<b>-</b>	<b>\$90,751</b>	<b>\$6,036</b>	<b>\$23,639</b>	<b>24,449</b>	<b>47,648</b>	<b>3,035</b>

**Performance Measures**

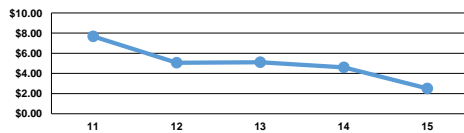
**Service Efficiency**

Mode	Operating Expenses per Vehicle Revenue Mile	Operating Expenses per Vehicle Revenue Hour
Bus	\$1.90	\$29.90
<b>Total</b>	<b>\$1.90</b>	<b>\$29.90</b>

**Service Effectiveness**

Mode	Operating Expenses per Unlinked Passenger Trip	Unlinked Trips per Vehicle Revenue Mile	Unlinked Trips per Vehicle Revenue Hour
Bus	\$3.71	0.5	8.1
<b>Total</b>	<b>\$3.71</b>	<b>0.5</b>	<b>8.1</b>

Operating Expense per Vehicle Revenue Mile: Agency Total



Unlinked Passenger Trips per Vehicle Revenue Mile: Agency Total

