

## General Information

### Service Consumption

142,949 Annual Unlinked Trips (UPT)

### Service Supplied

1,181,988 Annual Vehicle Revenue Miles (VRM)  
53,967 Annual Vehicle Revenue Hours (VRH)

### Summary of Operating Expenses (OE)

\$2,707,127 Total Operating Expenses

### Database Information

NTDID: 3R06-30172

Reporter Type: Rural General Public Transit

## Financial Information

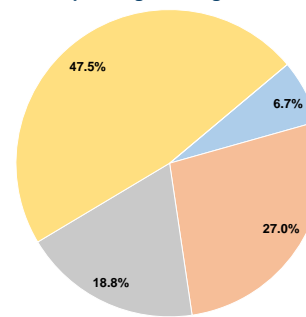
### Sources of Operating Funds Expended

Fare Revenues	\$182,450	6.7%
Local Funds	\$731,762	27.0%
State Funds	\$508,120	18.8%
Federal Assistance	\$1,284,795	47.5%
Other Funds	\$0	0.0%
<b>Total Operating Funds Expended</b>	<b>\$2,707,127</b>	<b>100.0%</b>

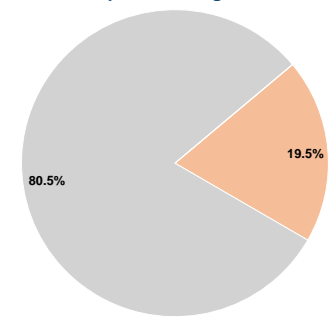
### Sources of Capital Funds Expended

Fare Revenues	\$0	0.0%
Local Funds	\$105,911	19.5%
State Funds	\$438,078	80.5%
Federal Assistance	\$0	0.0%
Other Funds	\$0	0.0%
<b>Total Capital Funds Expended</b>	<b>\$543,989</b>	<b>100.0%</b>

### Operating Funding Sources



### Capital Funding Sources



## Modal Characteristics

### Operation Characteristics

#### Vehicles Operated at Maximum Service

Mode	Directly Operated	Purchased Transportation	Operating Expenses	Fare Revenues
Demand Response	36	-	\$2,707,127	\$182,450
<b>Total</b>	<b>36</b>	<b>-</b>	<b>\$2,707,127</b>	<b>\$182,450</b>

Uses of Capital Funds	Annual Unlinked Trips	Annual Vehicle Revenue Miles	Annual Vehicle Revenue Hours
\$543,989	142,949	1,181,988	53,967
<b>\$543,989</b>	<b>142,949</b>	<b>1,181,988</b>	<b>53,967</b>

### Performance Measures

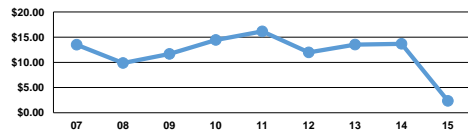
#### Service Efficiency

Mode	Operating Expenses per Vehicle Revenue Mile	Operating Expenses per Vehicle Revenue Hour
Demand Response	\$2.29	\$50.16
<b>Total</b>	<b>\$2.29</b>	<b>\$50.16</b>

#### Service Effectiveness

Mode	Operating Expenses per Unlinked Passenger Trip	Unlinked Trips per Vehicle Revenue Mile	Unlinked Trips per Vehicle Revenue Hour
Demand Response	\$18.94	0.1	2.6
<b>Total</b>	<b>\$18.94</b>	<b>0.1</b>	<b>2.6</b>

Operating Expense per Vehicle Revenue Mile: Agency Total



Unlinked Passenger Trips per Vehicle Revenue Mile: Agency Total

