

General Information

Service Consumption

37,517 Annual Unlinked Trips (UPT)

Service Supplied

365,219 Annual Vehicle Revenue Miles (VRM)
 15,012 Annual Vehicle Revenue Hours (VRH)

Summary of Operating Expenses (OE)

\$379,330 Total Operating Expenses

Database Information

NTDID: 3R06-30184
 Reporter Type: Rural General Public Transit

Financial Information

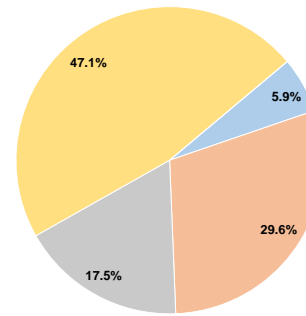
Sources of Operating Funds Expended

| | | |
|---------------------------------------|------------------|---------------|
| Fare Revenues | \$22,237 | 5.9% |
| Local Funds | \$112,320 | 29.6% |
| State Funds | \$66,227 | 17.5% |
| Federal Assistance | \$178,546 | 47.1% |
| Other Funds | \$0 | 0.0% |
| Total Operating Funds Expended | \$379,330 | 100.0% |

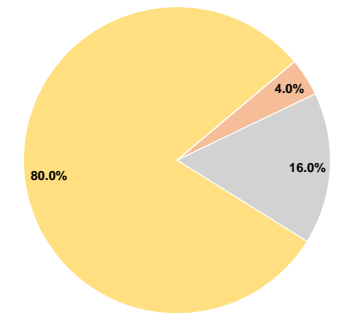
Sources of Capital Funds Expended

| | | |
|-------------------------------------|-----------------|---------------|
| Fare Revenues | \$0 | 0.0% |
| Local Funds | \$2,399 | 4.0% |
| State Funds | \$9,597 | 16.0% |
| Federal Assistance | \$47,985 | 80.0% |
| Other Funds | \$0 | 0.0% |
| Total Capital Funds Expended | \$59,981 | 100.0% |

Operating Funding Sources



Capital Funding Sources



Modal Characteristics

Operation Characteristics

Vehicles Operated at Maximum Service

| Mode | Directly Operated | Purchased Transportation | Operating Expenses | Fare Revenues | Uses of Capital Funds | Annual Unlinked Trips | Annual Vehicle Revenue Miles | Annual Vehicle Revenue Hours |
|--------------|-------------------|--------------------------|--------------------|-----------------|-----------------------|-----------------------|------------------------------|------------------------------|
| Bus | 7 | - | \$379,330 | \$22,237 | \$59,981 | 37,517 | 365,219 | 15,012 |
| Total | 7 | - | \$379,330 | \$22,237 | \$59,981 | 37,517 | 365,219 | 15,012 |

Performance Measures

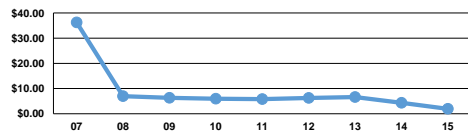
Service Efficiency

| Mode | Operating Expenses per Vehicle Revenue Mile | Operating Expenses per Vehicle Revenue Hour |
|--------------|---|---|
| Bus | \$1.04 | \$25.27 |
| Total | \$1.04 | \$25.27 |

Service Effectiveness

| Mode | Operating Expenses per Unlinked Passenger Trip | Unlinked Trips per Vehicle Revenue Mile | Unlinked Trips per Vehicle Revenue Hour |
|--------------|--|---|---|
| Bus | \$10.11 | 0.1 | 2.5 |
| Total | \$10.11 | 0.1 | 2.5 |

Operating Expense per Vehicle Revenue Mile: Agency Total



Unlinked Passenger Trips per Vehicle Revenue Mile: Agency Total

